

For more information
mySortimo.com

Sortimo[®]
Intelligent Mobility

6000011969 // 02.2020 // We reserve the right to make technical changes and alterations to the catalogue specifications without notice



Sortimo[®]
Intelligent Mobility

Sortimo International GmbH
Dreilindenstraße 5 // 86441 Zusmarshausen // GERMANY
Tel. +49 8291 850-499 // Fax +49 8291 850-269
E-Mail: info@sortimo.com

Sortimo[®]

WORK
your
WAY

mySortimo.com



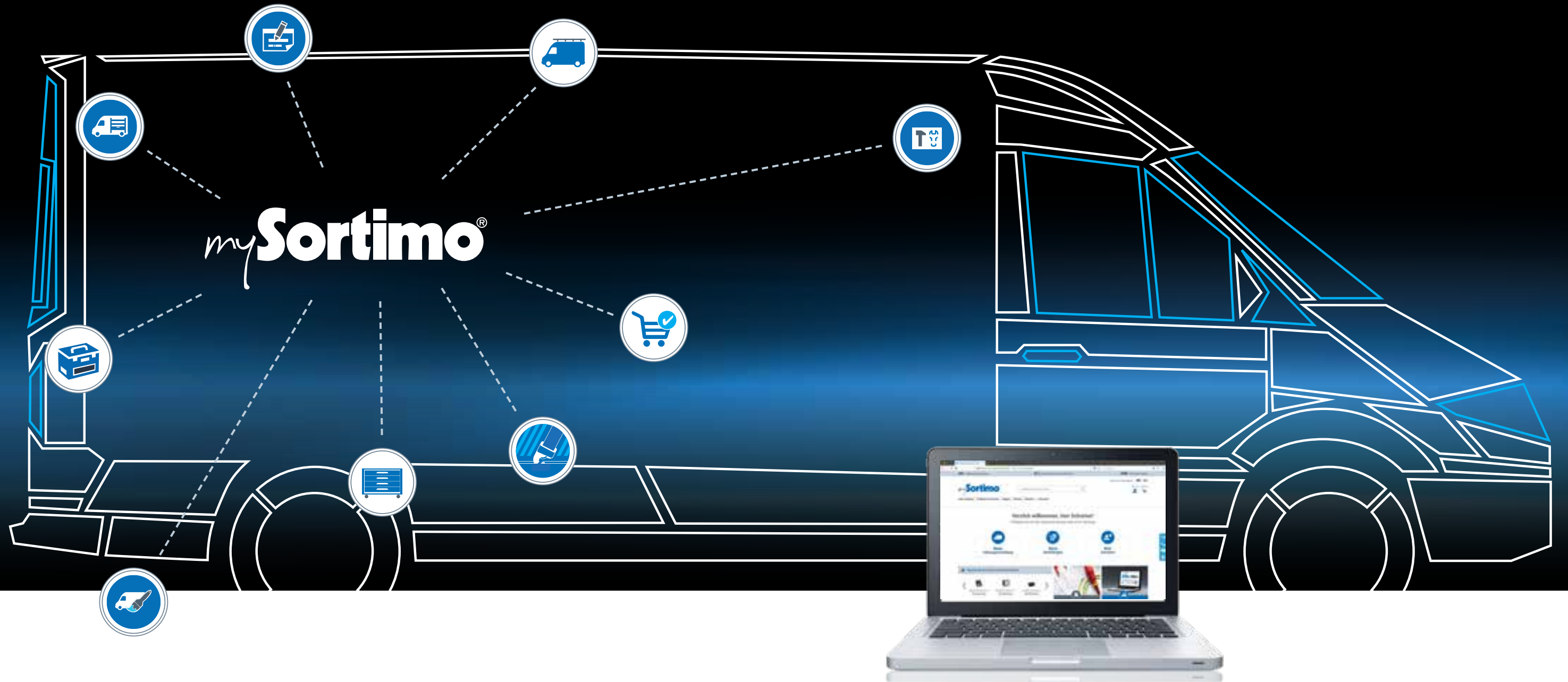
Meeting the challenges of tomorrow today.

This basic idea and a blue metal case were the start of the Sortimo system more than 45 years ago.

From the very beginning, the company founder, Herbert Dischinger, drove forward the innovative idea of an organisational system. The Sortimo product portfolio was further developed around the insetboxes and the metal case and quickly made Sortimo the world leading provider of van racking and load securing systems.

Well thought-out ergonomics, the best possible safety, outstanding quality and a long service life are properties that have characterised our products in tough day-to-day work for years.

These days, Sortimo is no longer just a manufacturer of van racking systems, but also offers a full-service concept with the *mySortimo* platform. This offers far more than just individual and turnkey mobility solutions for light commercial vehicles, and adds value to the Sortimo product range, making procurement as simple as possible.



#work your way!

mySortimo.com provides 24-hour availability of all Sortimo products and other services. You can equip your commercial vehicle with van racking systems online, create decals and generate a complete mobile organisational system in the form of adhesive labels and custom foam inserts. And all with full price transparency. If you require any support, the Sortimo Customer Service Centre can help, as can our Sortimo branches and local stations.

See for yourself at mySortimo.com!

mySortimo account

Your advantages

Benefit from setting up your own account showing content individually tailored to you, which you can use to make your day-to-day work even more efficient.

- › Useful tips for your light commercial vehicle
- › Online vehicle management
- › Save individual vehicle configurations
- › Order directly with installation service and preferred appointment options
- › Best price online

Increase your productivity during your working day with the support of mySortimo.



Cost control and time savings

Save yourself long procurement channels through various service providers by taking advantage of our comprehensive offer and getting exactly what you need 24 hours a day, thanks to our full-service concept.

The *mySortimo* platform lets you retain full cost control of your van racking and decal configurations as you can see the price at any point in the configuration, which allows you to plan your expenditure fully in line with your budget.

my **Sortimo**[®]

Quality

MADE IN GERMANY

We supply our customers worldwide from our only production facility in Zusmarshausen in Bavaria.

In spite of our global market focus, we are proud of our home town of Zusmarshausen as it offers us a number of key benefits: Our production workflows are lean and our technical staff are highly qualified. Thanks to the short processes involved, we can continuously optimise our products and guarantee a consistent flow of information.

Our expertise ensures that the innovations and system solutions created here cannot be copied – let alone with that “Made in Germany” quality.

Sortimo product lines also carry the TÜV seal for tested quality and have successfully undergone crash testing.










Tailored solutions

Our diverse portfolio offers industry-specific and tailored solutions to provide even more efficiency in your day-to-day work.

Whether van racking systems, vehicle decals or organisers from our range of accessories – with Sortimo products and services you can structure your vehicle to meet your specific requirements and use it in the best possible way.



Contents

	Van racking system	
	SR5	from page 10
	Globelyst4	from page 38
	FR5	from page 50
	Jumbo-Unit	from page 58
<hr/>		
	Floor and wall claddings	
	Installation and load securing floors	from page 66
	Wall claddings	from page 84
<hr/>		
	Load securing	
	Lashing rails	from page 98
	Restraint poles	from page 100
	Accessories	from page 102
	Lashing belts and load securing nets	from page 104
<hr/>		
	Accessories	
	Vehicle accessories	from page 112
	Perforated side panel accessories	from page 126
	Electrical accessories	from page 130
	Safety and first aid	from page 140
<hr/>		
	Cases and BOXXes	
	SR-BOXX	from page 146
	Insetboxes	from page 152
	Metal cases	from page 158
	T-BOXX G	from page 170
	L-BOXX range	from page 176
<hr/>		
	Mobile working	
	sContainer	from page 220
	WorkMo	from page 230
<hr/>		
	Roof racks	
	TopSystem	from page 254
	Ladder lifts	from page 272
<hr/>		
	mySortimo services	
	mySortimo graphics	from page 274
	mySortimo inlay	from page 280
	mySortimo labels	from page 286
<hr/>		
	Contact	from page 292



The organisational system for maximum productivity.

SR5



ONLINE CONFIGURATION
at any time and with all the benefits
of the *mySortimo* platform.



HIGHEST PRODUCTIVITY
through workflow optimisation
and 5S.



TRIED AND TESTED QUALITY
maximum safety and durability.



MAXIMISED LOADING SPACE
through flexible installation options.

SR5 – The organisational system for maximum productivity.



You can't get any more productive

SR5 is the 5th generation of the Sortimo van racking system and is the result of more than 45 years of experience in the organisation and equipping of light commercial vehicles.

As a pioneer in van racking systems, our product is synonymous with safety, sophisticated ergonomics, quality and durability.

In the age of change characterised by digitalisation, skilled labour shortage and Industry 4.0, efficiency and productivity are still our primary goals. Our aim is to avoid compromise in the optimisation of working processes and, at the same time, handle our existing resources with care.

To meet these requirements, drawing on all our experience and passion, we have developed a system that is more than just van racking and an organisational system. A system that is designed for perfect workplace organisation in the tightest of spaces. It is about maximum space utilisation coupled with clear layout and quick access to the required inventory in the vehicle.

We have placed the workflow of our customers at the core of our developments and have incorporated modern methods of workplace structuring, such as "5S". We are proud of the outcome and we are looking forward to presenting the various diverse opportunities of the SR5 to you.

Get to know SR5 and maximise the opportunities offered by the system to continuously optimise your processes.



Labelling from page 287

SR5 – The organisational system for maximum productivity.



Compatible with proven and established systems – the Sortimo EcoSystem

Every handle has to fit. Everything fits together. This requires integration beyond the limits of the system.

The symbol of this is the L-BOXX, which is fully compatible with the entire Sortimo product range, and also with SR5 of course. In addition, manufacturers and retailers in virtually all sectors use the L-BOXX as packaging for tools and consumables. The Sortimo plastic slides fix the L-BOXX in place securely, problem-free and safely. Existing ranges and machines in the L-BOXX can thus be integrated into the vehicle using plug-and-play.

Other manufacturers provide full compatibility with SR5 with their cases, too. For example, the new Hilti case can be integrated in the SR5 van racking system using the plastic slides. For this cooperation, we have taken out patents because the benefits for our customers are clear and paramount.

The working processes associated with light commercial vehicles naturally include professional load securing. At Sortimo this is called "ProSafe". It is the only load securing system that systematically works using the original lashing points of light commercial vehicles, on individual floor lashing points or wall rails, and also integrated in the van racking or roof racking system. So it's no wonder the SR5 also remains fully compatible with ProSafe.

Take advantage of this too – SR5 adapts to your environment and systems, and also ensures consistency in your work processes.



**ProSafe – also compatible with
the original lashing points of the
vehicle manufacturers!**



**More BOXXes and cases
from page 147**

SR5 – The most important components at a glance



Long components tray

The long components tray can be used for the safe storage of long objects, such as pipes, cable ducts, straightedges and much more. Opening the rear section allows the contents to be simply removed at the rear.

SR-BOXX

SR-BOXXes are ideal for stowing small components or tools. The BOXXes can be integrated on, and under, the shelves in the van racking using the plastic slides. An optional cover protects them from dust and dirt in the vehicle and on the building site.

SR drawer

Representing an innovative alternative to a drawer, the SR drawer offers the tried-and-tested Sortimo SR drawer function, but can be removed completely at any time. Dividers and insetboxes provide a wide range of organisational options.

Case fixation

Provides a secure hold for any tool box and can be positioned with one hand.

Mobile sorting

Our cases and BOXXes are the ideal solution for everything that needs to be taken from your vehicle to the building site and back to the workshop tidily and securely. Tools in other manufacturers L-BOXXes, including Bosch or the Hilti case (size 20), can be safely stowed using the Sortimo plastic slide.

Base flap/base plinth

The base flap and base plinth allow large or odd-shaped items to be stowed away safely. With its folding front, the base flap additionally offers the advantage of convenient access to the contents. The base flaps and base plinths can be fitted in different depth positions, depending on whether you need more storage space or more clearance in the centre aisle.

ProSafe

The only integrated load securing system for light commercial vehicles with lashing points and rails in the floor and on the wall, roof rack system and compatibility with the vehicle's original lashing points, is naturally also integrated in SR5.



Floors and wall claddings
from page 68

SoboPro

The installation and load securing floor, with its integrated ProSafe floor lashing points, offers various opportunities for load securing. At the same time, the most common SR5 configurations can be installed by plug-and-play.

mySortimo labels

Organising your loading space is perfected using labelling with Sortimo colour code. A key aspect for efficient working.

Shelves

The shelf is available in various different versions: Front open for BOXXes with a low or high edge (H2 = 34 mm, H4 = 68 mm) or optionally with a flap. All shelves can be fitted with SR-BOXXes. The positioning of the shelves can be varied to the back or front. In this way, the SR5 shelf can be matched to the contour of the vehicle leaving room between the shelves for the load and freedom of movement. Use of the roof area, otherwise hardly used, is maximised.

Universal cabinet

The universal cabinet offers lots of storage space for all kinds of objects. The large door provides an unlimited view and easy access to the contents thanks to its wide opening angle. A lever lock is used to lock the door. Optional shelves create additional intermediate levels inside the cabinet.

Drawers

The full extension of the drawers provides the best overview and quick access to tools, screws and spare parts. Extremely sturdy, thanks to the anodised aluminium front, like all SR5 elements.

Side profile

The basis of each SR5 shelf offers maximum payload and load space on the floor of the vehicle on account of its sturdy compact construction, providing for a quick overview and improved access to the shelves.

Side profile accessories

SR5 accessories offer practical solutions for every industry and the most diverse requirements. The screwing position can be varied so that it is at the desired height.

MultiSlide

The MultiSlide, with its full extension, is the perfect solution if you want to access the contents of BOXXes and cases without having to take them out of the van racking. The tray offers space for all T-, L-, LS-, and LT-BOXXes, as well as the metal cases. Cases that do not belong to this system can also be stowed away here. Spacer clips designed for flexible positioning prevent cases from slipping about.

SR5 – Simply configure online.



The new *mySortimo* configuration van racking configurator lets you create your own SR5 configurations in just a few steps. Either to simply get to know the possibilities with SR5 in interactive 3D, or even to order it directly via the *mySortimo* platform,

you can give the configurator a try yourself:

mysortimo.com/configurator

After selecting the vehicle, the configurator offers two options to get started: individually from scratch or with a suggestion based on your entries and requirements.



The actual configuration is done in 4 simple steps during which you customise the van racking system and select your preferred options.




Take advantage of the comprehensive benefits of our *mySortimo* platform:

- Best Price Online – we also benefit from automatic processes on our platform. These savings are handed on to you with great discounts on our regular list prices.
- Storage and permanent access to the configuration and immediate ordering is possible.
- Price transparency – you retain a full overview of the current costs, including installation, at all times during configuration.
- Appropriate additional offers, tailored to your requirements, and everything from a single supplier without the need to consult third parties.
- Comprehensive and interactive explanations of our products during configuration.


Maximised loading space – Space exactly where you need it



The loading space of the vehicle is ideally used with the SR5 concept. The compact side profiles require considerably less space than the frame construction of conventional van racking systems. Variation in the component depths and installation position means that the van racking system ideally adapts to the contour of the vehicle.



Installation of the components offset to the middle of the vehicle means that the SR5 shelf ideally adapts to the contour of the vehicle. The entire depth of the shelf is retained and the roof area in the vehicle is utilised to best advantage.



The reduction in component height at the top means that the components are still aligned in the direction of the middle of the vehicle. The advantage of this version is that the van racking system can still be used as a location for panel materials among other things. ProSafe lashing rails provide support surfaces and lashing options.



The slim structure means that valuable space remains fully available on the floor of the vehicle – for example for the transport of a Euro pallet.

Maximised loading space

Maximised loading space – More content with reduced space requirement



The functionality of the suspended SR-BOXes is unique in van racking systems. The number of BOXes per shelf can thus be doubled in this way and even open shelves with edge can be loaded with SR-BOXes. The space available on the shelf is maximised!

The plastic slides on the top and bottom of the shelves allow the BOXes to be simply pulled out for easy access to the contents, or for complete removal of the BOXes by lifting them slightly.



Labelling from page 287

Vehicle organisation – A place for everything



Adhesive labels, dividers and inlays minimise searching and access times in day-to-day working: increasing productivity and efficiency.

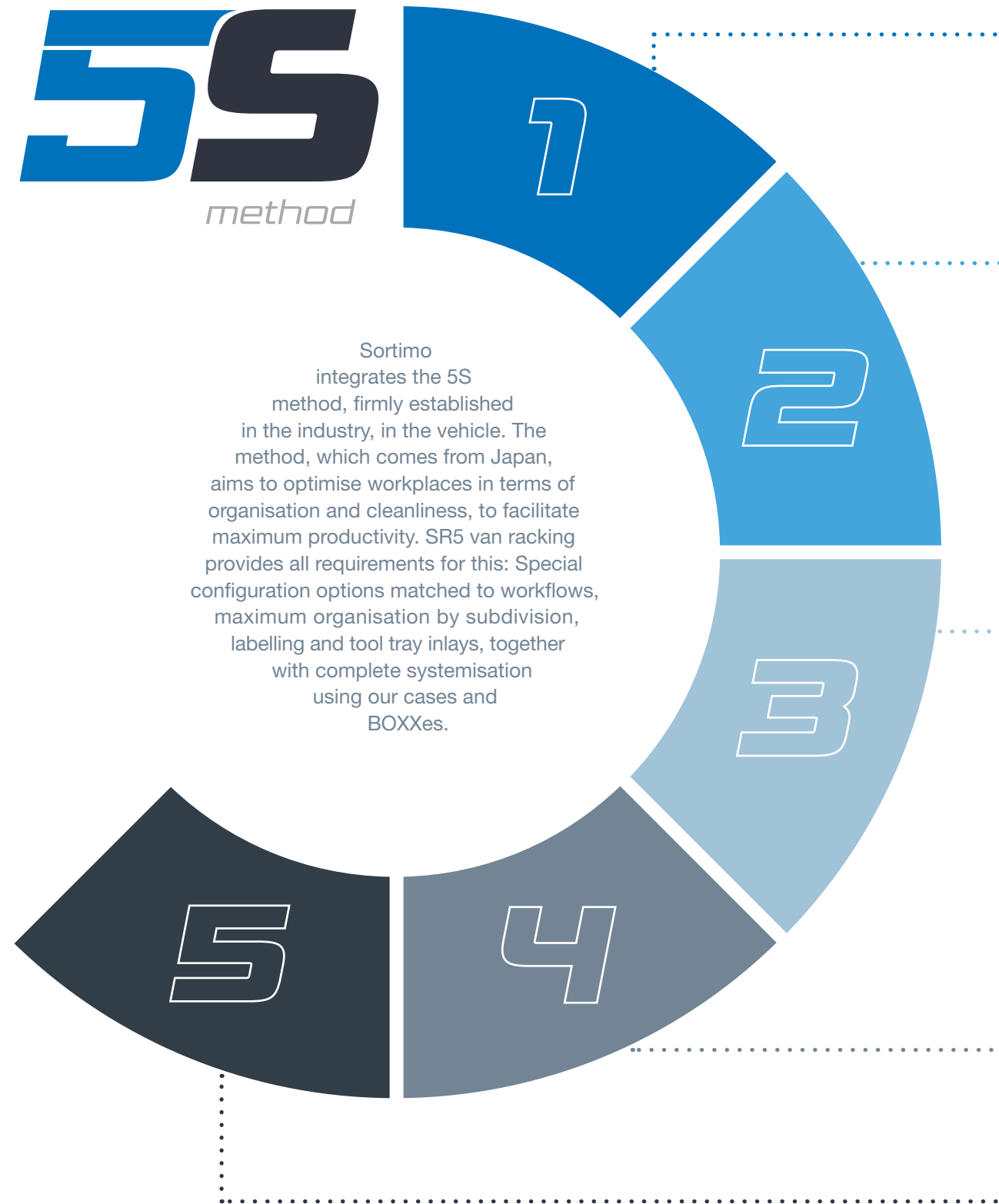
SR5 – Increased productivity with 5S



5S

method

Sortimo integrates the 5S method, firmly established in the industry, in the vehicle. The method, which comes from Japan, aims to optimise workplaces in terms of organisation and cleanliness, to facilitate maximum productivity. SR5 van racking provides all requirements for this: Special configuration options matched to workflows, maximum organisation by subdivision, labelling and tool tray inlays, together with complete systemisation using our cases and BOXXes.



1. Sort

Storage space and payloads are limited, particularly in your vehicle. Another reason to transport just the things you actually need. SR5 van racking provides a comprehensive overview in the vehicle and helps to identify tools or small components and organise them if required. This makes more space available for transport and also reduces fuel consumption of the vehicle as a result of the reduced overall weight.

2. Set in order

Work processes can be optimised by systematic organisation in the vehicle, minimising search and access times. Sophisticated arrangement of the objects helps with efficient access to the contents. For example, we can eliminate the need to enter the vehicle by placing frequently needed objects close to the vehicle doors. The use of tool tray inlays ensures that everything has its own space and the two-colour arrangement means that a missing tool becomes immediately apparent.

3. Shine

Cleanliness in the vehicle reduces the time it takes you to access the contents and simultaneously increases safety at work. In addition, this is the best way of promoting your working methods to your customers. Unlike an untidy vehicle, structured organisation in the SR5 van racking makes it possible to clean the load area simply and without the need for time-consuming clearing out. Including your vehicle's interior in regular vehicle maintenance definitely pays off.

4. Standardise

Set standards in your vehicle and workshop! Sortimo offers the right solution! The use of colour codes shows where things belong at a glance. You can decide yourself how to structure your system: Allocate colours according to the type of content (e.g. tools, consumables etc., or screws, plugs etc.), according to vehicle or employee, or also according to your individual system – however you need it to suit your method of working! The consistent use of standard cases and BOXXes also makes it possible to standardise and ensure that everything fits together! For example, the L-BOXX is a packaging solution for tools and consumables widely used in the marketplace. Sortimo's versatile individual solutions make it possible to standardise virtually all your materials and tools from a packaging point of view and thus benefit from the advantages in transport and working.

5. Self-discipline

Matching SR5 van racking to your workflows gives you the best prerequisites for maintaining order and cleanliness in your vehicle. Continuous improvement forms part of the 5S method. For this reason, the workflows always need to be critically scrutinised to maximise any potential for improvement. The flexibility of the SR5 van racking system enables numerous customisation options. The quick adapter can be used to convert individual components flexibly and easily, enabling you to keep up with the changing requirements of your working environment.





The lightweight drawer for the SR5

SR drawer

- convenient access thanks to pull-out function
- flexible subdivision using dividers or insetboxes
- easy removal of the entire SR drawer
- optimum workplace organisation using mySortimo labels



The SR drawer is an inexpensive alternative to the standard drawer. Plastic slides form the interface to the SR5 van racking system and, by pulling out, enable convenient access to the contents. The SR drawer can be completely removed from the van racking system by lifting it up. The interior can be subdivided using dividers, but is also ideal for use with insetboxes.

Product	Technical details	Description	Article no.
SR drawer 34-8	Dimensions: 693 x 356 x 136 mm Weight: 3.66 kg	For SR5 van racking of width 3. Plastic slides and mounting material included in delivery.	1000012242
SR drawer 44-8	Dimensions: 940 x 356 x 136 mm Weight: 4.89 kg	For van racking of width 4. Plastic slides and mounting material included in delivery.	1000012243







Dividers for SR drawer

The width of the SR drawer can be divided up into individual areas using dividers. The positions of the dividers can be varied according to the space requirements.

Product	Technical details	Description	Article no.
Divider set SRS 04-8	Dimensions: 288 x 114 x 1 mm Weight: 0.13 kg	Consisting of 1 x divider incl. divider holder.	1000013280

Insetboxes

Insetboxes permit small components to be transported within the SR drawer securely and tidily. Integrated divider guides, in conjunction with the dividers included in the set, provide additional subdivision options, making them even more flexible and efficient.

Product description		Article no.
 	<p>Insetbox set 6 pcs. H95 SR5</p> <p>Dimensions (WxDxH): 418 x 286 x 95 mm Weight: 1.08 kg</p> <p>6-12 subdivision options for height 95 (2 x IB 1.5x4, 2 x IB 2x2, 2 x IB 2x6, 2 x DI IB 1.5x4, 2 x DI IB 1x0, 2 x DI IB 2x0).</p>	1000012905
 	<p>Insetbox set 9 pcs. H95 SR5</p> <p>Dimensions (WxDxH): 418 x 286 x 95 mm Weight: 1.12 kg</p> <p>9-15 subdivision options for height 95 (2 x IB 1.5x4, 4 x IB 2x2, 1 x IB 1x4, 2 x IB 2x3, 2 x DI IB 1.5x4, 2 x DI IB 1x0, 2 x DI IB 2x0).</p>	1000012906
 	<p>Insetbox set 10 pcs. H95 SR5</p> <p>Dimensions (WxDxH): 418 x 286 x 95 mm Weight: 1.12 kg</p> <p>10-16 subdivision options for height 95 (2 x IB 1.5x4, 8 x IB 2x2, 2 x DI IB 1.5x4, 2 x DI IB 1x0, 2 x DI IB 2x0).</p>	1000012907



Insetboxes from page 153

SR5 accessories – Useful extensions for the van racking system



SR5 accessories – Insetboxes



The insetboxes provide for greater productivity in day-to-day work, as they provide a quick overview of the small parts contained inside, but you can also remove them directly from the cases and BOXXes and use them on site. Any missing or almost depleted stock levels are immediately identified, avoiding down times. Whether in the workshop, in Sortimo cases and BOXXes, the WorkMo or the Sortimo van racking system – insetboxes, available in a range of different sizes, enable you to equip yourself to meet individual requirements. Thanks to their integral divider guide, they can also be very individually subdivided, making them even more flexible and efficient in day-to-day work. Together with mySortimo labels, they facilitate professional, systematic and individual workplace organisation.



Insetbox sets for drawers 24-6

For drawer width 2 (46 cm) height 6 (10 cm). Multiple insetboxes can be used for wider drawers.

Product	Technical details	Description	Layout	Article no.
Insetbox set 4 pcs. H63	Dimensions: 418 x 314 x 63 mm Weight: 0.82 kg	4-12 subdivision options for height 63 mm (4x IB 2x6, 4x DIV IB 1x0, 4x DIV IB 2x0).		1000011037
Insetbox set 8 pcs. H63	Dimensions: 418 x 314 x 63 mm Weight: 0.84 kg	8-16 subdivision options for height 63 mm (8x IB 2x3, 4x DI IB 1x0, 4x DI IB 2x0).		1000011038
Insetbox set 12 pcs. H63	Dimensions: 418 x 314 x 63 mm Weight: 0.91 kg	12-20 subdivision options for height 63 mm (12x IB 2x2, 4x DI IB 1x0, 4x DI IB 2x0).		1000011039
Insetbox set 16 pcs. H63	Dimensions: 418 x 314 x 63 mm Weight: 0.97 kg	16-24 subdivision options for height 63 mm (6x IB 1x1, 4x IB 1x2, 2x IB 2x2, 1x IB 2x3, 2x IB 1x4, 1x IB 2x6, 4x DI IB 1x0, 4x DI IB 2x0).		1000011040
Insetbox set 23 pcs. H63	Dimensions: 418 x 314 x 63 mm Weight: 1.02 kg	23-31 subdivision options for height 63 mm (12x IB 1x1, 6x IB 1x2, 3x IB 2x2, 2x IB 2x3, 4x DI IB 1x0, 4x DI IB 2x0).		1000011030

Insetbox sets for drawer height 8

For drawer width 2 (46 cm) height 8 (14 cm). Multiple insetboxes can be used for wider drawers.

Product	Technical details	Description	Layout	Article no.
Insetbox set 4 pcs. H95	Dimensions: 418 x 314 x 97 mm Weight: 1.09 kg	4-8 subdivision options for height 95 mm (4x IB 2x6, 4x DIV IB 2x0).		1000011111
Insetbox set 8 pcs. H95	Dimensions: 418 x 314 x 97 mm Weight: 1.18 kg	8-16 subdivision options for height 95 mm (6x IB 2x2, 2x IB 2x6, 4x DI IB 1x0, 4x DI IB 2x0).		1000011041
Insetbox set 9 pcs. H95	Dimensions: 418 x 314 x 97 mm Weight: 1.23 kg	9-17 subdivision options for height 95 mm (4x IB 2x2, 2x IB 2x3, 2x IB 1x4, 1x IB 2x6, 4x DI IB 1x0, 4x DI IB 2x0).		1000011112

SR5 accessories – Dividers



Shelves and drawers can be subdivided into individual sections using dividers. The positions of the dividers can be varied according to the space requirements of the individual contents. The organisational system is ideally enhanced by adhesive *mySortimo* labels. The material is clearly categorised using colour codes and an empty section can be restocked easily, thanks to the labels.



Dividers for shelves

Subdivision of SR5 shelves widthways. Flexibly positionable.

Product	Technical details	Description	Article no.
Divider FB 03-6 SR5	Dimensions: 218 x 0 x 81 mm	Aluminium divider for SR5 shelves 03-6.	1000012290
Divider FB 04-6 SR5	Dimensions: 322 x 0 x 81 mm	Aluminium divider for SR5 shelves 04-6.	1000012291
Divider FB 05-6 SR5	Dimensions: 426 x 0 x 81 mm	Aluminium divider for SR5 shelves 05-6.	1000012292

Dividers for shelves with edges

Subdivision of SR5 shelves with H2 or H4 edge widthways. Flexibly positionable.

Product	Technical details	Description	Article no.
Divider FBR 03-6 H2/H4 SR5	Dimensions: 218 x 0 x 81 mm	Aluminium divider for SR5 shelves with edge 03-6 with edge H2 or H4.	1000012293
Divider FBR 04-6 H2/H4 SR5	Dimensions: 322 x 0 x 81 mm	Aluminium divider for SR5 shelves with edge 04-6 with edge H2 or H4.	1000012294
Divider FBR 05-6 H2/H4 SR5	Dimensions: 426 x 0 x 81 mm	Aluminium divider for SR5 shelves with edge 05-6 with edge H2 or H4.	1000012295

SR5 accessories – Divider drawers



Dividers for drawers SR5

Systematic organisation

The drawers can be subdivided into individual sections using dividers. The positions of the dividers can be varied according to the space requirements and optimally supplemented with insetboxes. The combination with Gedore tool tray inlays in an insetboxes grid is equally possible as the custom equipment with configurable foam inserts from the mySortimo inlay service.

Divider positions

The following illustrations show the divider positions and possible combinations with insetboxes in the respective drawer sizes.

	Depth 4	Depth 5	Depth 7
Width 1.3			
Width 1.7			
Width 2			
Width 3			
Width 4			

— — — — — Solid lines show the dividers

- - - - - Dashed lines show the insetbox positions based on the insetboxes grid (IB grid)



mySortimo inlay from page 281

Gedore tool tray inlays from page 174

Insetboxes from page 153

Individual dividers

The individual dividers are based on the grid size of the insetboxes (IB grid).

Designation	Drawer layout width 2, depth 4	Suitable for	Description	Article no.
Divider H6 SBL TBH 4-IB grid Divider H10 SBL TBH 4-IB grid		Drawer height 6 and 8 Drawer height 10 and 12	Length equal to 4 insetboxes grids. For further subdivision between dividers and drawer edge.	1000014069 1000014070
Divider H6 SBL TBH 6-IB grid Divider H10 SBL TBH 6-IB grid		Drawer height 6 and 8 Drawer height 10 and 12	Length equal to 6 insetboxes grids, e.g. to divide depth 4 drawers widthways.	1000012912 1000012914
Divider H6 SBL TBH 8-IB grid Divider H10 SBL TBH 8-IB grid		Drawer height 6 and 8 Drawer height 10 and 12	Length equal to 8 insetboxes grids, e.g. to divide depth 4 drawers depthways or depth 5 drawers widthways.	1000012913 1000012915

— — — — — Red lines show the individual dividers

Divider sets

Designation	Drawer layout	Suitable for	Description	Article no.
Divider set H6 SBL D4 Divider set H10 SBL D4		width 2 / depth 4 Drawer depth 4 / height 6 & 8 Drawer depth 4 / height 10 & 12	Set contains three dividers to subdivide widthways.	1000012921 1000012923
Divider set H6 SBL 24-6/8 Divider set H10 SBL 24-10/12		width 2 / depth 4 Drawer depth 4 / height 6 & 8 Drawer depth 4 / height 10 & 12	Set contains two dividers to subdivide widthways and one to subdivide depthways.	1000014176 1000014178
Divider set H6 SBL 25-6/8 Divider set H10 SBL 25-10/12		width 2 / depth 5 Drawer depth 5 / height 6 & 8 Drawer depth 5 / height 10 & 12	Set contains two dividers to subdivide widthways and one to subdivide depthways.	1000014177 1000014179
Divider set H6 SBL D5 Divider set H10 SBL D5		width 3 / depth 5 Drawer depth 5 / height 6 & 8 Drawer depth 5 / height 10 & 12	Set contains two dividers to subdivide widthways and one to subdivide depthways.	1000012922 1000012924
Divider set H6 SBL 1.3 D5 Divider set H10 SBL 1.3 D5		width 2 / depth 5 Drawer depth 5 / height 6 & 8 Drawer depth 5 / height 10 & 12	Set contains one divider to subdivide widthways and two to subdivide depthways.	1000014073 1000014075

SR5 accessories – Tool mats



Tool mats ensure the objects stowed in the shelves don't slip and thus protect both the contents and the shelf from damage. They also stop annoying rattling noises.



Tool mats for shelves with H2 / H4 edges

Fitted mats for shelves with H2 or H4 edges.


Product	Technical details	Fits ...	Article no.
Tool mat FBR 23-0 SR5	Dimensions: 429 x 227 x 2 mm	Shelves with H2 & H4 edges in size 23.	6000011696
Tool mat FBR 24-0 SR5	Dimensions: 429 x 331 x 2 mm	Shelves with H2 & H4 edges in size 24.	6000011701
Tool mat FBR 25-0 SR5	Dimensions: 429 x 435 x 2 mm	Shelves with H2 & H4 edges in size 25.	6000011706
Tool mat FBR 33-0 SR5	Dimensions: 676 x 227 x 2 mm	Shelves with H2 & H4 edges in size 33.	6000011697
Tool mat FBR 34-0 SR5	Dimensions: 676 x 331 x 2 mm	Shelves with H2 & H4 edges in size 34.	6000011702
Tool mat FBR 35-0 SR5	Dimensions: 676 x 435 x 2 mm	Shelves with H2 & H4 edges in size 35.	6000011707
Tool mat FBR 43-0 SR5	Dimensions: 923 x 227 x 2 mm	Shelves with H2 & H4 edges in size 43.	6000011698
Tool mat FBR 44-0 SR5	Dimensions: 923 x 331 x 2 mm	Shelves with H2 & H4 edges in size 44.	6000011703
Tool mat FBR 45-0 SR5	Dimensions: 923 x 435 x 2 mm	Shelves with H2 & H4 edges in size 45.	6000011708
Tool mat FBR 53-0 SR5	Dimensions: 1,170 x 227 x 2 mm	Shelves with H2 & H4 edges in size 53.	6000011699
Tool mat FBR 54-0 SR5	Dimensions: 1,170 x 331 x 2 mm	Shelves with H2 & H4 edges in size 54.	6000011704
Tool mat FBR 55-0 SR5	Dimensions: 1,170 x 435 x 2 mm	Shelves with H2 & H4 edges in size 55.	6000011709
Tool mat FBR 63-0 SR5	Dimensions: 1,417 x 227 x 2 mm	Shelves with H2 & H4 edges in size 63.	6000011700
Tool mat FBR 64-0 SR5	Dimensions: 1,417 x 331 x 2 mm	Shelves with H2 & H4 edges in size 64.	6000011705
Tool mat FBR 65-0 SR5	Dimensions: 1,417 x 435 x 2 mm	Shelves with H2 & H4 edges in size 65.	6000011710

SR5 accessories – Side profile extensions




The functionality of the SR5 van racking system can be extended using accessories for the side profiles. Various storage pockets and holders and a complete workbench are available to expand the vehicle into a fully functioning mobile workplace.



 More accessories from page 111

	Product description	Article no.
	<p>Storage pocket 04-7 SR5 Dimensions (WxDxH): 142 x 352 x 123 mm Weight: 0.8 kg Creates additional stowage space on the side profile of the SR5 van racking system. With integrated tool clamping strip for stowing screwdrivers, pliers and much more.</p>	1000012211
	<p>Document compartment 04-12 SR5 Dimensions (WxDxH): 99 x 356 x 203 mm Weight: 0.8 kg Suitable for documents of all types up to A4 size. Can be installed at any height on the side profile.</p>	1000012208

	Product description	Article no.
	<p>Hook strip 04 SR5 Dimensions (WxDxH): 98 x 355 x 90 mm Weight: 1.17 kg Strip with three hooks for stowing cables, clothing etc. on the side profiles of the SR5 van racking system.</p>	1000012210
	<p>Lashing rail 04-3 SR5 Dimensions (WxDxH): 36 x 345 x 90 mm Weight: 0.7 kg Interface to ProSafe load securing system. Secure fixing of load on the SR5 van racking with lashing belts or elastic cords.</p>	1000012209
	<p>Hose holder, medium SR5 Dimensions (WxDxH): 119 x 266 x 201 mm Weight: 1.34 kg Organised and safe transport of cables and hoses on the side profile of the SR5 van racking. Convenient and quick access also from outside the vehicle.</p>	1000012207
	<p>Paper towel dispenser SR5 Dimensions (WxDxH): 151 x 34 x 160 mm Weight: 1.67 kg A clean cloth for cleaning your hands or tools always at hand. Cover prevents undesirable unrolling.</p>	1000012206

	Product description	Article no.
	<p>Hinged workbench 100 SR5 Dimensions (WxDxH): 810 x 260 x 210 mm Weight: 14.5 kg Hinged workbench with parallel vice. The working height of the workbench varies according to the loading edge of the vehicle. Worktop dimensions 195 x 583 x 30 mm.</p>	1000012749



The proven standard Globelyst4



SYSTEM COMPATIBILITY
with the entire Sortimo BOXXes
range including SR-BOXX



FLEXIBLE
equipping of the aluminium side
wall with accessories as required



SAFE
ProSafe load securing system can be inte-
grated into the entire van racking system



UNIQUE
ingenious built-in components
such as the lifting flap

Globelyst4 – Core features at a glance



Ingenious

Built-in components

Long components tray

For stowing long objects such as pipes, cable ducts, straightedges and much more. Easy to take out from the rear by opening the rear section.



Universal cabinet

Offers storage space for objects of all kinds. Optional shelves create additional intermediate levels within the cabinet which can be adapted to the contents.



Drop-down front

Prevents loads on shelves or on the floor from falling. The front can be easily folded by lifting it up gently.




Lifting flap

One-hand operation thanks to cylinder-supported lift function. After opening, the complete loading height is available for loading and unloading.



Worktop

The installation of a worktop creates a complete workstation in the vehicle. The alu-upstand prevents small components and tools from falling off. The sturdy Multiplex top can optionally be equipped with a parallel vice.



Hinged workbench

In combination with the parallel vice, the hinged workbench enables simple assembly work to be carried out directly at the vehicle.



Globelyst4 – Core features at a glance



Full System compatibility



L-BOXX

Use all L-BOXXes on the plastic slides of the shelves, including from other manufacturers such as Bosch or Hilti (case size 20)



SR-BOXX

Integration of the new SR-BOXXes with transparent lid including dosing flap on shelves.



T-BOXX

Securely stow T-BOXXes on the case rail.



Metal cases

Convenient access to the metal case or other BOXXes via the case tray.



Cases and BOXXes from page 147

Globelyst4 – Core features at a glance



Perfect Load securing



ProSafe

Can be integrated throughout in uprights, traverse frames, lashing rails and floor lashing points. This makes load securing easy and convenient to implement.



WorkMo Fix

The ideal load securing package for the mobile workplace in the vehicle with Sortimo installation floor.



Case fixation

Provides a secure hold for any tool box and can be positioned with one hand.




Further information on load securing from page 97

Globelyst4 – Core features at a glance




Cases and BOXXes
from page 147

Flexible Workplace organisation



from page 126

Aluminium side panel

Flexible equipping with useful Sortimo accessories such as hooks, clamps, paper towel dispensers, storage pockets and much more, thanks to system perforation.



from page 280

mySortimo inlays

Customisable foam inserts for drawers, BOXXes and cases protect the tools they contain and ensure they can be easily accessed.



from page 153

Insetboxes

Drawers can be individually equipped with insetboxes. This means you can see the contents at a glance, increasing your productivity.

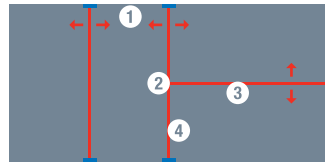


from page 32

Dividers

The drawers can be subdivided into individual sections using dividers. The positions can be varied according to the space required by the contents.

Globelyst4 – Dividers



- 1. Drawer divider holder
- 2. Adapter
- 3. Dividers
- 4. Slotted dividers

1 Drawer divider holder

Connects the slotted divider to the drawer.

Product	Article no.
SBLTB 00-62	411014577
For drawer height 6	
SBLTB 00-82	411014578
For drawer height 8 or 10/12 (only fit in the back)	
SBLTB H10-H12 2.0	6000000331
For drawer height 10/12 (only fit in the front)	

2 Adapter

Connects the divider to the slotted dividers.

Product	Article no.
ATB 9	491003938
Single adapter for dividers	
DATB	491003307
Double adapter for dividers	

3 Dividers


Subdivide the drawer depthways.
 Divider adapters are required to connect dividers to slotted dividers (must be ordered separately).

Suitable for ...	Layout	Article no.
Divider drawers width 2		
62 x 154 mm		411003651
93 x 154 mm		411003655
62 x 235 mm		411003652
93 x 235 mm		411003656
Divider drawers width 3		
62 x 235 mm		411003652
93 x 235 mm		411003656
Divider drawers width 4		
62 x 559 mm		411003654
93 x 559 mm		411003658

4 Slotted dividers

Subdivide the drawer widthways.
 Two drawer divider holders each are required to secure the slotted dividers (must be ordered separately).

Suitable for ...	Description	Article no.
Depth 4	Slotted dividers 62 x 310 mm	411003659
	Slotted dividers 93 x 310 mm	411003660
Depth 5	Slotted dividers 62 x 414 mm	411003695
	Slotted dividers 93 x 414 mm	411003696
Depth 7	Slotted dividers 62 x 622 mm	411003697
	Slotted dividers 93 x 622 mm	411003698



Divider sets

Each contain one divider, two slotted dividers, five drawer divider holders and two adapters for slotted dividers.

Suitable for ...	Article no.
Drawer width 2	
Depth 4 / height 6	1000000449
Depth 4 / height 8	1000000450
Depth 4 / height 10/12	1000000451
Depth 5 / height 6	1000000458
Depth 5 / height 8	1000000459
Depth 5 / height 10/12	1000000460

Suitable for ...	Article no.
Drawer width 3	
Depth 4 / height 6	1000000452
Depth 4 / height 8	1000000453
Depth 4 / height 10/12	1000000454
Depth 5 / height 6	1000000470
Depth 5 / height 8	1000000471
Depth 5 / height 10/12	1000000472



Suitable for ...	Article no.
Drawer width 4	
Depth 4 / height 6	1000000455
Depth 4 / height 8	1000000456
Depth 4 / height 10/12	1000000457
Depth 5 / height 6	1000000473
Depth 5 / height 8	1000000474
Depth 5 / height 10/12	1000000475



Suitable for ...	Article no.
1 Divider for shelves with edge	
Depth 3	401010278
Depth 4	401010279
Depth 5	404010280
Depth 7	401010281
3 Divider for shelf trays	
Depth 3	401002730
Depth 4	401002731
Depth 5	401002733

Suitable for ...	Article no.
2 Divider holder for shelves with edge	
	6000000475
4 Rear divider holder for shelf trays	
	6000000473
5 Front divider holder for shelf trays	
	6000000475



The flexible racking system

FR5



FOLDING SHELVES
with convenient one-handed operation



EXTEND USE
with BOXX integration



OPTIMUM USE OF LOADING SPACE
thanks to custom design



INCREASED EFFICIENCY
through ergonomic workplace

FR5 – The flexible racking system



Flexible and customised space utilisation:

Shelves adjustable in 3 dimensions:

- height (1)
- horizontally towards the vehicle wall (2)
- inclination via lateral stop strap (3)

Flexible side and intermediate profiles:

- can be adapted to the shape of the vehicle (4)

» Maximum use of space with the greatest possible freedom of movement, increase productivity and efficiency in the daily work routine (of the delivery agent).



Ergonomics and protection through the integrated ProSafe load securing system:



- 1. Traverse frame**
permitting lashing over the full shelf width
- 2. Lashing rail**
perfect stopper for cargo on the vehicle floor

3. Single lashing point
can be individually positioned on the side or intermediate profiles



- 4. Lashing rails**
for additional load securing options on the ProPartition



- 5. Restraint poles**
for form-fit securing of large or bulky cargo



Additional accessories for load securing from page 97

FR5 – The flexible racking system



- Very user-friendly through convenient one-handed operation
- Space for bulky items thanks to folding shelves
- Secure storage and fast access to packages with the loading space neat and tidy
- Long service life and high load capacity thanks to quality materials

Smart solutions for shelves

The shelves fold down steplessly in a single movement and are held in the required position with side stop straps.

- **GripMaxx shelf with integrated anti-slip edge** (1)
Enables quick and safe removal of packages thanks to direct access
- **Shelf without border** (2)
Designed for Sortimo BOXXes programme
- **Shelf with low border (34 mm)** (3)
Closed shelf for small items and lightweight cargo
- **Shelf with high border (68 mm)** (4)
Closed shelf for storing larger items



ProPartition – Innovative partition with integrated sliding door

- Time saved thanks to direct access to loading space from driver's cab
- Greater safety through short, safe distances in the vehicle
- Retention of original lashing points for load securing
- Safety at work thanks to flat door threshold and edge protection



FR5 – The flexible racking system



SR5 offers you organised flexibility!



Configurable by your personal contact

Besides the many benefits for the courier, express and package sector, FR5 has yet another unique benefit to offer!

The integration of both suspended and standing BOXXes allows the FR5 to transform from a flexible folding rack into a fully-fledged van racking system for tradespeople from every industry. It lets them safely transport tools, small parts and BOXXes in a well-organised manner at all times. Combining FR5 with SR5 will open up all options to you in your loading space.

- All shelves from the SR5 portfolio can also be configured in FR5
- BOXXes can be integrated suspended or standing
- Open shelves with border (height 2 and 4) can be labelled with mySortimo labels
- Individual sectioning with dividers
- Matching tool mats to protect racking and contents



Perfect synergy from full-featured van racking and optimum utilisation of storage space coupled with maximum flexibility in your work routine.

You can optimise your organised vehicle cargo space for maximum storage in next to no time.



There are no longer any limits here, whether during or outside working hours.



A new level of storage space

Jumbo-Unit



HIGH PAYLOAD
up to 100 kg



FLEXIBLE TO USE
as underfloor solution or free-standing



PERFECT ERGONOMICS
convenient access to contents
thanks to its pull-out function

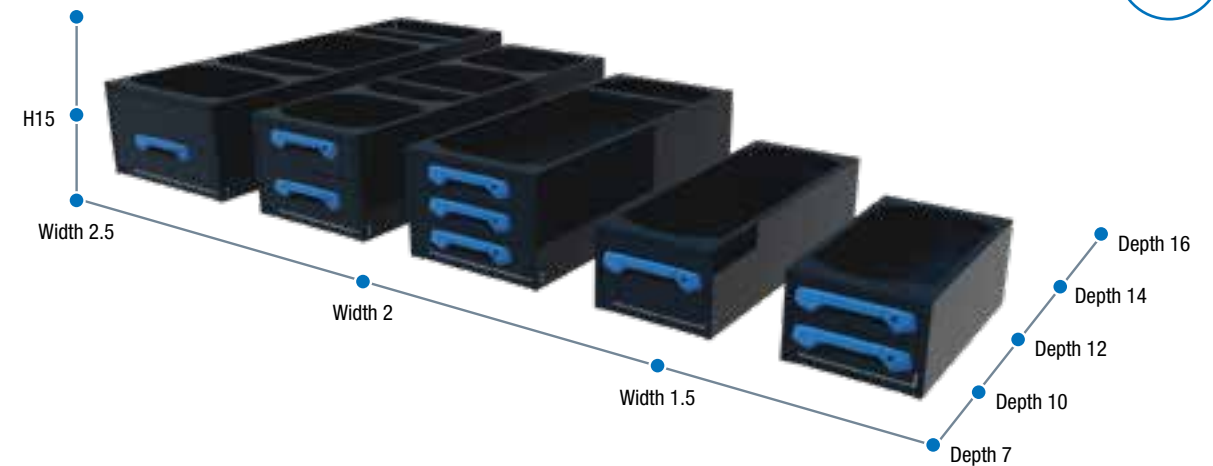


ROBUST
solid construction with durable,
sturdy operating elements

Jumbo-Unit – A new level of storage space



The Jumbo-Unit is a compact XL drawer, which is ideal for rapid and secure stowage of heavy equipment and bulky materials. It has a load capacity of up to 100 kg, thanks to the extremely strong telescopic slides. The large drawer front guarantees its ease of use and quick access to contents, even when wearing work gloves. Depending on requirements, the Jumbo-Unit can be used as an underfloor or stand-alone solution. The stand-alone version of the Jumbo-Unit can either be equipped with a SoboGrip ProSafe topper or a covering tray. Jumbo-Units of the same size can also be installed one above the other to create more storage space.



		Depth 7 (681.4 mm)			Depth 10 (993.4 mm)			Depth 12 (1201.4 mm)			Depth 14 (1409.4 mm)			Depth 16 (1617.4 mm)		
		Equipment	Article no.	Weight	Article no.	Weight	Article no.	Weight	Article no.	Weight	Article no.	Weight	Article no.	Weight		
Width 1.5 (370.4 mm)	Body height 15/12 (255 mm)	2 x drawer H6	1000011467	19.0 kg	1000011465	26.8 kg	1000011463	29.8 kg								
		1 x drawer H12	1000011457	13.8 kg	1000011466	18.5 kg	1000011464	21.3 kg	1000012602	36.7 kg	1000012607	39.7 kg				
	Body height 21/18 (357 mm)	3 x drawer H6	1000012593	32.6 kg	1000012596	33.1 kg	1000012599	53.9 kg								
		1 x drawer H18	1000014160	18.6 kg	1000014161	26.7 kg	1000014162	26.7 kg	1000014163	41.3 kg	1000014164	43.7 kg				
		1 x drawer H8, 1 x drawer H10	1000012591	26.0 kg	1000012594	38.6 kg	1000012597	42.8 kg	1000012603	62.7 kg	1000012608	65.8 kg				
Width 2 (491.4 mm)	Body height 15/12 (255 mm)	1 x drawer H12	1000011462	16.3 kg	1000011460	21.5 kg	1000011458	25.1 kg	1000012659	39.6 kg	1000012664	41.8 kg				
		2 x drawer H6	1000011461	22.9 kg	1000011459	30.4 kg	1000011456	34.6 kg								
	Body height 21/18 (357 mm)	3 x drawer H6	1000012650	35.9 kg	1000012653	53.2 kg	1000012656	58.7 kg								
		1 x drawer H18	1000012649	20.4 kg	1000012652	28.9 kg	1000012655	32.5 kg	1000012661	44.1 kg	1000012666	46.6 kg				
		1 x drawer H8, 1 x drawer H10	1000012645	28.0 kg	1000012651	41.7 kg	1000012654	46.5 kg	1000012660	66.8 kg	1000012665	70.0 kg				
Width 2.5 (612.4 mm)	Body height 15/12 (255 mm)	1 x drawer H12			1000013714	28.2 kg	1000013715	33.0 kg	1000013716	37.2 kg	1000013717	40.7 kg				
		1 x drawer H18			1000012618	32.3 kg	1000012623	36.6 kg	1000012628	48.3 kg	1000012632	51.0 kg				
	Body height 21/18 (357 mm)	1 x drawer H8, 1 x drawer H10			1000012617	43.0 kg	1000012622	51.5 kg	1000012627	73.0 kg	1000012631	76.6 kg				

Jumbo-Unit – A new level of storage space



Covering trays

The robust covering tray expands the storage space of the Jumbo-Unit, giving it new loading options. It is installed on the Jumbo-Unit and can be further subdivided using dividers. The lateral integrated lashing points can be used to secure the load inside. The Jumbo-Unit thus allows small components to be transported as well as heavy equipment or bulky materials.



Product	Technical details	Fits ...	Article no.
Jumbo-Unit G 1.5-7-7 covering tray	Dimensions: 681 x 370 x 115 mm Weight: 3.2 kg	width 1.5 / depth 7	1000011623
Jumbo-Unit G 1.5-10-7 covering tray	Dimensions: 1,000 x 400 x 120 mm Weight: 4.5 kg	width 1.5 / depth 10	1000011624
Jumbo-Unit G 1.5-12-7 covering tray	Dimensions: 1,210 x 400 x 125 mm Weight: 5.25 kg	Width 1.5 / depth 12	1000011625
Jumbo-Unit G 1.5-14-7 covering tray	Dimensions: 1,409 x 370 x 115 mm Weight: 6.07 kg	width 1.5 / depth 14	1000012601
Jumbo-Unit G 1.5-16-7 covering tray	Dimensions: 1,617 x 370 x 115 mm Weight: 6.88 kg	width 1.5 / depth 16	1000012606
Jumbo-Unit G 2-7-7 covering tray	Dimensions: 685 x 520 x 125 mm Weight: 3.9 kg	width 2 / depth 7	1000011626
Jumbo-Unit G 2-10-7 covering tray	Dimensions: 1,000 x 520 x 125 mm Weight: 5.37 kg	width 2 / depth 10	1000011627
Jumbo-Unit G 2-12-7 covering tray	Dimensions: 1,201 x 491 x 115 mm Weight: 6.35 kg	width 2 / depth 12	1000011628
Jumbo-Unit G 2-14-7 covering tray	Dimensions: 1,409 x 491 x 115 mm Weight: 7.32 kg	width 2 / depth 14	1000012658
Jumbo-Unit G 2-16-7 covering tray	Dimensions: 1,617 x 491 x 115 mm Weight: 8.28 kg	width 2 / depth 16	1000012663
Jumbo-Unit G 2.5-10-7 covering tray	Dimensions: 993 x 612 x 115 mm Weight: 6.29 kg	width 2.5 / depth 10	1000012616
Jumbo-Unit G 2.5-12-7 covering tray	Dimensions: 993 x 612 x 115 mm Weight: 7.43 kg	width 2.5 / depth 12	1000012621
Jumbo-Unit G 2.5-14-7 covering tray	Dimensions: 1,409 x 612 x 115 mm Weight: 8.56 kg	width 2.5 / depth 14	1000012626
Jumbo-Unit G 2.5-16-7 covering tray	Dimensions: 1,617 x 612 x 115 mm Weight: 9.68 kg	width 2.5 / depth 16	1000012630

Toppers

The SoboGrip topper is fitted onto the Jumbo-Unit, extending the loading area. ProSafe floor lashing points are incorporated in the topper, which ensure professional and rapid load securing in the shortest possible time. The SoboGrip surface is extremely durable and dirt-resistant. The topper has a load capacity of up to 100 kg and can be walked on.



Product	Technical details	Fits ...	Article no.
Jumbo-Unit G 1.5-7 topper SGR PS	Dimensions: 680 x 369 x 10 mm Weight: 1.8 kg	width 1.5 / depth 7	1000004799
Jumbo-Unit G 1.5-10 topper SGR PS	Dimensions: 992 x 369 x 10 mm Weight: 3.0 kg	Width 1.5 / depth 10	1000004800
Jumbo-Unit G 1.5-12 topper SGR PS	Dimensions: 1,200 x 369 x 10 mm Weight: 3.6 kg	width 1.5 / depth 12	1000004801
Jumbo-Unit G 1.5-14 topper SGR PS	Dimensions: 1,408 x 369 x 12 mm Weight: 5.37 kg	width 1.5 / depth 14	1000012600
Jumbo-Unit G 1.5-16 topper SGR PS	Dimensions: 1,616 x 369 x 12 mm Weight: 6.07 kg	width 1.5 / depth 16	1000012605
Jumbo-Unit G 2-7 topper SGR PS	Dimensions: 680 x 490 x 10 mm Weight: 2.7 kg	width 2 / depth 7	1000004802
Jumbo-Unit G 2-10 topper SGR PS	Dimensions: 992 x 490 x 10 mm Weight: 4.0 kg	width 2 / depth 10	1000004803
Jumbo-Unit G 2-12 topper SGR PS	Dimensions: 1,200 x 490 x 10 mm Weight: 4.9 kg	width 2 / depth 12	1000004804
Jumbo-Unit G 2-14 topper SGR PS	Dimensions: 1,408 x 490 x 12 mm Weight: 6.77 kg	width 2 / depth 14	1000012657
Jumbo-Unit G 2-16 topper SGR PS	Dimensions: 1,408 x 611 x 12 mm Weight: 7.67 kg	width 2 / depth 16	1000012662
Jumbo-Unit G 2.5-10 topper SGR PS	Dimensions: 992 x 611 x 12 mm Weight: 5.77 kg	width 2.5 / depth 10	1000012615
Jumbo-Unit G 2.5-12 topper SGR PS	Dimensions: 1,200 x 611 x 12 mm Weight: 7.18 kg	width 2.5 / depth 12	1000012620
Jumbo-Unit G 2.5-14 topper SGR PS	Dimensions: 1,408 x 611 x 12 mm Weight: 8.24 kg	width 2.5 / depth 14	1000012625
Jumbo-Unit G 2.5-16 topper SGR PS	Dimensions: 1,616 x 611 x 12 mm Weight: 9.31 kg	width 2.5 / depth 16	1000012629

Jumbo-Unit – A new level of storage space



Drawer dividers

The depth of the drawers can be divided up into individual areas using dividers. The positions of the dividers can be varied according to the space requirements. Each divider set consists of two dividers each and the matching divider holders.



Product	Fits ...	Article no.
Divider set SBL W1.5 H6 D7/10/12	Drawer width 1.5 / depth 7-12 / height 6	1000013397
Divider set SBL W1.5 H8 D7/10/12	Drawer width 1.5 / depth 7-12 / from height 8	1000013399
Divider set SBL W1.5 H8 D14/16	Drawer width 1.5 / depth 14-16 / from height 8	1000013401
Divider set SBL W2 H6 D7/10/12	Drawer width 2 / depth 7-12 / height 6	1000013398
Divider set SBL W2 H8 D7/10/12	Drawer width 2 / depth 7-12 / from height 8	1000013400
Divider set SBL W2 H8 D14/16	Drawer width 2 / depth 14-16 / from height 8	1000013402
Divider set SBL W2.5 H8 D7/10/12	Drawer width 2.5 / depth 7-12 / from height 8	1000013403
Divider set SBL W1.5 H8 D14/16	Drawer width 2.5 / depth 14-16 / from height 8	1000013404

Covering tray dividers

Flexible division of the depth of the covering tray enables the additional transport of small components. The divider sets consist of one divider each and the matching divider holders.



Product	Fits ...	Article no.
Jumbo-Unit G divider set ADW 1.5-0-6	Covering tray width 1.5	1000013394
Jumbo-Unit G divider set ADW 2-0-6	Covering tray width 2	1000013395
Jumbo-Unit G divider set ADW 2.5-0-6	Covering tray width 2.5	1000013396

Tool mats

Tool mats ensure the secure grip of the stored objects and protect both the contents and the drawer or covering tray from damage. They also stop annoying rattling noises.



Tools mat drawer	Fits ...	Article no.
Tool mat drawer 1.5-7-0	width 1.5 / depth 7	651016733
Tool mat drawer 1.5-10-0	width 1.5 / depth 10	651017714
Tool mat drawer 1.5-12-0	width 1.5 / depth 12	651017715
Tool mat drawer 1.5-14-0	width 1.5 / depth 14	6000012382
Tool mat drawer 1.5-16-0	width 1.5 / depth 16	6000012383
Tool mat drawer 2-7-0	width 2 / depth 7	651005159
Anti-rattle mat drawer 2-10-0	width 2 / depth 10	651017716
Tool mat drawer 2-12-0	width 2 / depth 12	651017717
Tool mat drawer 2-14-0	width 2 / depth 14	6000012384
Tool mat drawer 2-16-0	width 2 / depth 16	6000012385
Tool mat drawer 2.5-7-0	width 2.5 / depth 7	6000012386
Tool mat drawer 2.5-10-0	width 2.5 / depth 10	6000012387
Tool mat drawer 2.5-12-0	width 2.5 / depth 12	6000012388
Tool mat drawer 2.5-14-0	width 2.5 / depth 14	6000012389
Tool mat drawer 2.5-16-0	width 2.5 / depth 16	6000012390

Tool mats covering tray	Fits ...	Article no.
Tool mat covering tray JU 1.5-7-0	width 1.5 / depth 7	6000012391
Tool mat covering tray JU 1.5-10-0	width 1.5 / depth 10	6000012392
Tool mat covering tray JU 1.5-12-0	width 1.5 / depth 12	6000012393
Tool mat covering tray JU 1.5-14-0	width 1.5 / depth 14	6000012394
Tool mat covering tray JU 1.5-16-0	width 1.5 / depth 16	6000012395
Tool mat covering tray JU 2-7-0	width 2 / depth 7	6000012396
Tool mat covering tray JU 2-10-0	width 2 / depth 10	6000012397
Tool mat covering tray JU 2-12-0	width 2 / depth 12	6000012398
Tool mat covering tray JU 2-14-0	width 2 / depth 14	6000012399
Tool mat covering tray JU 2-16-0	width 2 / depth 16	6000012400
Tool mat covering tray JU 2.5-7-0	width 2.5 / depth 7	6000012401
Tool mat covering tray JU 2.5-10-0	width 2.5 / depth 10	6000012402
Tool mat covering tray JU 2.5-12-0	width 2.5 / depth 12	6000012403
Tool mat covering tray JU 2.5-14-0	width 2.5 / depth 14	6000012404
Tool mat covering tray JU 2.5-16-0	width 2.5 / depth 16	6000012405



Installation – Load securing – Loading space protection Floor and wall claddings



Protect the cargo area from wear and damage



Lashing possibilities for professional load securing



Ideal combination with SR5 through integrated mounting points



Easy-care, sturdy and easy to clean

Installation and load securing floors



Floor and wall claddings represent the basis of professional vehicle equipment. Sortimo offers the right solution with the vehicle-specific sets in various different designs for any application. This includes our own consistently integrated and developed ProSafe load securing system, which facilitates diverse solutions for load securing. Sortimo floor and wall cladding contributes significantly to the value retention of your vehicle. They protect the chassis from damage and can be removed without leaving any residues if necessary.



SoboGrip

Sturdy installation floor with non-slip coating for alternating types of load.



SoboPro

Load securing floor with lashing points for SR5 van racking and additional lashing options.




SoboPro LSC

Load securing floor with lashing points for SR5 van racking and additional floor lashing points for restraint poles.

from Page 78

SR5



Original lashing points remain available using the lashing points integrated flush in the floor, and are compatible with ProSafe.

Installation and load securing floor

- made from Scandinavian birch
- 9 mm thick, 7-fold bonding
- extremely scratch and impact resistant
- moisture-resistant
- hygienic, non-slip and highly wear-resistant surface covering
- aluminium protective edges on entry sides
- integrated lashing points for SR5 van racking with SoboPro floors
- tailor-made for the vehicle
- no drilling of the vehicle chassis required



Maximum utilisation of the load area in the vehicle with SoboPro and SR5 van racking

SoboPro



The SoboPro installation floor permits simple and quick mounting of the Sortimo van racking system SR5 in the vehicle without having to drill through the vehicle chassis, thanks to the integrated attachment points. The van's standard lashing points can still be used for this. The SoboPro installation floor has additional lashing points alongside the pre-configured lashing points. This results in an innovative and professional load-securing concept which permits flexible lashing of loads to the floor. The floor lashing points are arranged in such a way that the valuable storage space on the floor of the vehicle itself, combined with the installation of SR5 van racking, can be utilised in an ideal manner.



Load securing as standard

The SoboPro floor is compatible with all ProSafe products, such as lashing belts, CargoStopp and load securing nets. The protection floor is resistant to dirt and water, easy to clean and extremely scratch- and impact-resistant.



Installation and load securing floors



CITROËN

Floors for vehicles with right-sliding door.



Model / model year	Specification	Wheelbase in mm	Total length in mm	SoboGrip Article no.	SoboPro Article no.
Berlingo 2008	L1	2728	4380	331013232	1000012301
Berlingo 2008	L2	2728	4628	331014401	1000012302
Berlingo 2018	L1	2785	4403	1000013292	1000012161
Berlingo 2018	L2	2975	4753	1000013259	1000012162
Jumper 2006	L1	3000	4963	331010270	1000012168
Jumper 2006	L2	3450	5413	331010272	1000012169
Jumper 2006	L3	4035	5998	331010274	1000012170
Jumper 2006	L4	4035	6363	331010809	1000013483
Jumpy 2016	XS	2925	4609	1000005157	1000012163
Jumpy 2016	M	3275	4959	1000005112	1000012164
Jumpy 2016	XL	3275	5309	1000005158	1000012165

DACIA

Floors for vehicles with right-sliding door.

Model / model year	Specification	Wheelbase in mm	Total length in mm	SoboGrip Article no.	SoboPro Article no.
Dokker Express 2012	L1, PG	2810	4363	1000004286	1000014077
Dokker Express 2012	L1, PG	2810	4363	1000001554	—

SoboGrip



The Sortimo floor SoboGrip is built for rough everyday life with changing cargo and therefore ideal for parcel delivery services and freight forwarders. The textured coating is non-directional, scratch-resistant and also extremely slip-resistant when wet.



FIAT

Floors for vehicles with right-sliding door.



Model / model year	Specification	Wheelbase in mm	Total length in mm	SoboGrip Article no.	SoboPro Article no.
Dobló 2010	L1	2755	4406	331016509	1000012166
Dobló 2010	L2	3105	4756	331016510	1000012167
Ducato 2006	L1	3000	4963	331010270	1000012168
Ducato 2006	L2	3450	5413	331010272	1000012169
Ducato 2006	L4	4035	5998	331010274	1000012170
Ducato 2006	L5	4035	6363	331010809	1000013483
Talento 2016	L1, SD	3098	4999	1000003017	1000012192
Talento 2016	L1, RD	3098	4999	1000003020	1000012303
Talento 2016	L2, SD	3498	5399	1000003023	1000012193
Talento 2016	L2, RD	3498	5399	1000003026	1000012304

FORD

Floors for vehicles with right-sliding door.

Model / model year	Specification	Wheelbase in mm	Total length in mm	SoboGrip Article no.	SoboPro Article no.
Transit Connect 2014	L1	2662	4418	1000002597	1000012171
Transit Connect 2014	L2	3062	4818	1000002535	1000012172
Transit Courier 2014	DIV	2489	4157	1000003219	—
Transit Courier 2014	PG	2489	4157	1000003391	—
Transit Custom 2012	L1	2933	4972	1000001761	1000012173
Transit Custom 2012	L2	3300	5339	1000001764	1000012174
Transit 2014	L2	3300	5531	1000002680	1000012175
Transit 2014	L2, RW	3300	5531	1000002873	1000012177
Transit 2014	L3	3750	5981	1000002649	1000012176
Transit 2014	L3, RW	3750	5981	1000002760	1000012178
Transit 2014	L4, RW	3750	6704	1000003137	—
Transit 2014	L4, RW, DT	3750	6704	1000003143	—

SD = swing doors, RW = rear-wheel drive, RD = rear door, WAC = wheel arch cladding, PG = partition grid, DIV = divider, DT = dual tyres

Installation and load securing floors



HYUNDAI

Floors for vehicles with right-sliding door.

Model / model year	Specification	Wheelbase in mm	Total length in mm	SoboGrip Article no.	SoboPro Article no.
H350 2015	L2	3435	5515	1000004671	1000014426
H350 2015	L3	3670	6195	1000004682	—

IVECO

Floors for vehicles with right-sliding door.

Model / model year	Specification	Wheelbase in mm	Total length in mm	SoboGrip Article no.	SoboPro Article no.
Daily 2014	L1	3000	5040	1000003400	1000013442
Daily 2014	L2	3520	5560	1000002757	1000013443
Daily 2014	L3	3520	5950	1000002758	1000013441
Daily 2014	L3, DT	3520	5950	1000004381	—
Daily 2014	L4	4100	7130	1000002759	1000013444
Daily 2014	L4, DT	4100	7130	1000003979	—
Daily 2014	L5	4100	7498	1000004098	1000013445
Daily 2014	L5, DT	4100	7498	1000004101	—

MAN

Floors for vehicles with right-sliding door.

Model / model year	Specification	Wheelbase in mm	Total length in mm	SoboGrip Article no.	SoboPro Article no.
TGE 2016	Standard	3640	5986	1000005278	1000012202
TGE 2016	Standard, RW	3640	5986	1000011211	1000012204
TGE 2016	Standard, RW, DT	3640	5986	1000010565	—
TGE 2016	Long	4490	6836	1000005279	1000012203
TGE 2016	Long, RW	4490	6836	1000011219	1000012205
TGE 2016	Long, RW, DT	4490	6836	1000010566	—
TGE 2016	Extra long	4490	7391	1000005280	—
TGE 2016	Extra long, RW	4490	7391	1000011227	—
TGE 2016	Extra long, RW, DT	4490	7391	1000011445	—

SD = swing doors, RW = rear-wheel drive, RD = rear door, WAC = wheel arch cladding, PG = partition grid, DIV = divider, DT = dual tyres

Installation and load securing floors



MERCEDES BENZ

Floors for vehicles with right-sliding door.



Model / model year	Specification	Wheelbase in mm	Total length in mm	SoboGrip Article no.	SoboPro Article no.
Citan 2012	Long	2697	4321	331013206	1000012179
Citan 2012	Long, RW	2697	4321	1000002609	1000012181
Citan 2012	Extra long	3081	4705	331017394	1000012180
Citan 2012	Extra long, RW	3081	4705	1000003170	1000012182
Sprinter 2006	Compact, RW	3250	5245	331008871	1000012186
Sprinter 2018	Compact	3259	5267	1000011510	1000012190
Sprinter 2006 Sprinter 2018	Standard, RW	3665	5932	331008873	1000012187
Sprinter 2006 Sprinter 2018	Standard, RW, DT	3665	5932	331008876	—
Sprinter 2018	Standard	3924	5932	1000011276	1000012191
Sprinter 2006 Sprinter 2018	Long, RW	4325	6967	331008874	1000012188
Sprinter 2006 Sprinter 2018	Long, RW, DT	4325	6967	331008877	—
Sprinter 2006 Sprinter 2018	Extra long, RW	4325	7367	331008875	1000012189
Sprinter 2006 Sprinter 2018	Extra long, RW, DT	4325	7367	331008878	—
Vito 2014	Compact	3200	4895	1000003158	1000012183
Vito 2014	Long	3200	5140	1000003159	1000012184
Vito 2014	Extra long	3430	5370	1000003160	1000012185

NISSAN

Floors for vehicles with right-sliding door.

Model / model year	Specification	Wheelbase in mm	Total length in mm	SoboGrip Article no.	SoboPro Article no.
NV300 2016	L1, SD	3098	4999	1000003017	1000012192
NV300 2016	L1, RD	3098	4999	1000003020	1000012303
NV300 2016	L2, SD	3498	5399	1000003023	1000012193
NV300 2016	L2, RD	3498	5399	1000003026	1000012304
NV400 2012	L1	3182	5048	331016911	1000012194
NV400 2012	L2	3682	5548	331016912	1000012195
NV400 2012	L3, RW	3682	6198	331016843	1000012197
Master 2010	L3, RW, DT	3682	6198	331016916	—

NISSAN

Floors for vehicles with right-sliding door.



Model / model year	Specification	Wheelbase in mm	Total length in mm	SoboGrip Article no.	SoboPro Article no.
NV400 2012	L3	4332	6198	331016913	1000012196
NV400 2012	L4, RW	4332	6848	1000003459	—
NV400 2012	L4, RW, DT	4332	6848	331016918	—

VAUXHALL

Floors for vehicles with right-sliding door.

Model / model year	Specification	Wheelbase in mm	Total length in mm	SoboGrip Article no.	SoboPro Article no.
Combo 2012	L1	2755	4406	331016509	1000012166
Combo 2012	L2	3105	4756	331016510	1000012167
Combo 2018	L1	2785	4403	1000013292	1000012161
Combo 2018	L2	2975	4753	1000013259	1000012162
Movano 2010	L1	3182	5048	331016911	1000012194
Movano 2010	L2	3682	5548	331016912	1000012195
Movano 2010	L3, RW	3682	6198	331016843	1000012197
Master 2010	L3, RW, DT	3682	6198	331016916	—
Movano 2010	L3	4332	6198	331016913	1000012196
Movano 2010	L4, RW	4332	6848	1000003459	—
Movano 2010	L4, RW, DT	4332	6848	331016918	—
Vivaro 2014	L1, SD	3098	4999	1000003017	1000012192
Vivaro 2014	L1, RD	3098	4999	1000003020	1000012303
Vivaro 2014	L2, SD	3498	5399	1000003023	1000012193
Vivaro 2014	L2, RD	3498	5399	1000003026	1000012304
Vivaro 2019	S	2925	4609	1000005157	1000012163
Vivaro 2019	M	3275	4959	1000005112	1000012164
Vivaro 2019	L	3275	5309	1000005158	1000012165

SD = swing doors, RW = rear-wheel drive, RD = rear door, WAC = wheel arch cladding, PG = partition grid, DIV = divider, DT = dual tyres

Installation and load securing floors



PEUGEOT

Floors for vehicles with right-sliding door.



Model / model year	Specification	Wheelbase in mm	Total length in mm	SoboGrip Article no.	SoboPro Article no.
Boxer 2006	L1	3000	4963	331010270	1000012168
Boxer 2006	L2	3450	5413	331010272	1000012169
Boxer 2006	L3	4035	5998	331010274	1000012170
Boxer 2006	L4	4035	6363	331010809	1000013483
Expert 2016	L1	2925	4609	1000005157	1000012163
Expert 2016	L2	3275	4959	1000005112	1000012164
Expert 2016	L3	3275	5309	1000005158	1000012165
Partner 2008	L1	2728	4380	331013232	1000012301
Partner 2008	L2	2728	4628	331014401	1000012302
Partner 2018	L1	2785	4403	1000013292	1000012161
Partner 2018	L2	2975	4753	1000013259	1000012162

RENAULT

Floors for vehicles with right-sliding door.

Model / model year	Specification	Total length in mm	SoboGrip Article no.	SoboPro Article no.
Kangoo 2008	L1	2697	331013206	1000012179
Kangoo 2008	L1, WAC	2697	1000002609	1000012181
Kangoo 2008	L2	3081	331017394	1000012180
Kangoo 2008	L2, WAC	3081	1000003170	1000012182
Master 2010	L1	3182	331016911	1000012194
Master 2010	L2	3682	331016912	1000012195
Master 2010	L3, RW	3682	331016843	1000012197
Master 2010	L3, RW, DT	3682	331016916	—
Master 2010	L3	4332	331016913	1000012196
Master 2010	L4, RW	4332	1000003459	—
Master 2010	L4, RW, DT	4332	331016918	—
Traffic 2014	L1, SD	3098	1000003017	1000012192
Traffic 2014	L1, RD	3098	1000003020	1000012303
Traffic 2014	L2, SD	3498	1000003023	1000012193
Traffic 2014	L2, RD	3498	1000003026	1000012304

TOYOTA

Floors for vehicles with right-sliding door.



Model / model year	Specification	Wheelbase in mm	Total length in mm	SoboGrip Article no.	SoboPro Article no.
ProAce 2016	Compact	2925	4609	1000005157	1000012163
ProAce 2016	Medium	3275	4959	1000005112	1000012164
ProAce 2016	Long	3275	5309	1000005158	1000012165

VOLKSWAGEN

Floors for vehicles with right-sliding door.

Model / model year	Specification	Wheelbase in mm	Total length in mm	SoboGrip Article no.	SoboPro Article no.
Caddy 2015	Normal	2682	4405	331001450	1000012198
Caddy 2015	Maxi	3002	4875	331012928	1000012199
Crafter 2016	Mid-length	3640	5986	1000005278	1000012202
Crafter 2016	Mid-length, RW	3640	5986	1000011211	1000012204
Crafter 2016	Mid-length, RW, DT	3640	5986	1000010565	—
Crafter 2016	Long	4490	6836	1000005279	1000012203
Crafter 2016	Long, RW	4490	6836	1000011219	1000012205
Crafter 2016	Long, RW, DT	4490	6836	1000010566	—
Crafter 2016	Long Plus	4490	7391	1000005280	—
Crafter 2016	Long Plus, RW	4490	7391	1000011227	—
Crafter 2016	Long Plus, RW, DT	4490	7391	1000011445	—
T6 2015	Short	3000	4892	33592156	1000012200
T6 2015	Long	3400	5292	33592149	1000012201

SD = swing doors, RW = rear-wheel drive, RD = rear door, WAC = wheel arch cladding, PG = partition grid, DIV = divider, DT = dual tyres

Installation and load securing floors



SoboPro LSC



Besides the lashing points for SR5 van racking, the SoboPro LSC offers additional floor lashing points. In combination with fixing rails fixed to the roof stringers above, your restraint poles can be inserted to allow form-fitted securing of the load. Bulky goods and panel materials can be conveniently fixed in this way and be secured for transport. The lashing points can, in addition, be used for ProSafe lashing belts. The 7-fold bonded mounting floor, having a thickness of 9 mm, is scratch-resistant as a result of its multi-directional textured coating and is extremely slip-resistant even when wet.



CITROËN

Floors for vehicles with right-sliding door.



Model / model year	Specification	Wheelbase in mm	Total length in mm	Roof height	SoboPro restraint pole Article no.
Jumper 2006	L1	3000	4963	H1, H2	1000012563
Jumper 2006	L2	3450	5413	H1, H2	1000012564
Jumper 2006	L3	4035	5998	H2, H3	1000012565
Jumpy 2016	M	3275	4959	H1	1000013845
Jumpy 2016	XL	3275	5309	H1	1000013847

FIAT

Floors for vehicles with right-sliding door.

Model / model year	Specification	Wheelbase in mm	Total length in mm	Roof height	SoboPro restraint pole Article no.
Ducato 2006	L1	3000	4963	H1, H2	1000012563
Ducato 2006	L2	3450	5413	H1, H2	1000012564
Ducato 2006	L4	4035	5998	H2, H3	1000012565
Talento 2016	L1, SD	3098	4999	H1	1000012578
Talento 2016	L1, RD	3098	4999	H1	1000013861
Talento 2016	L2, SD	3498	5399	H1	1000012579
Talento 2016	L2, RD	3498	5399	H1	1000013863

FORD

Floors for vehicles with right-sliding door.

Model / model year	Specification	Wheelbase in mm	Total length in mm	Roof height	SoboPro restraint pole Article no.
Transit Custom 2012	L1	2933	4972	H1	1000012566
Transit Custom 2012	L2	3300	5339	H1	1000012567
Transit 2014	L2	3300	5531	H2, H3	1000012568
Transit 2014	L2, RW	3300	5531	H2, H3	1000012570
Transit 2014	L3	3750	5981	H2, H3	1000012569
Transit 2014	L3, RW	3750	5981	H2, H3	1000012571

SD = swing doors, RW = rear-wheel drive, RD = rear door, WAC = wheel arch cladding, PG = partition grid, DIV = divider, DT = dual tyres

Installation and load securing floors



IVECO

Floors for vehicles with right-sliding door.



Model / model year	Specification	Wheelbase in mm	Total length in mm	Roof height	SoboPro restraint pole Article no.
Daily 2014	L3	3520	5950	H2, H3	1000013495

MAN

Floors for vehicles with right-sliding door.

Model / model year	Specification	Wheelbase in mm	Total length in mm	Roof height	SoboPro restraint pole Article no.
TGE 2016	Standard	3640	5986	H1, H2	1000012585
TGE 2016	Standard, RW	3640	5986	H1, H2	1000013866
TGE 2016	Long	4490	6836	H2, H3	1000012586
TGE 2016	Long, RW	4490	6836	H2, H3	1000012588

MERCEDES BENZ

Floors for vehicles with right-sliding door.

Model / model year	Specification	Wheelbase in mm	Total length in mm	Roof height	SoboPro restraint pole Article no.
Sprinter 2006 Sprinter 2018	Standard, RW	3665	5932	H1, H2	1000012573
Sprinter 2006 Sprinter 2018	Long, RW	4325	6967	H2, H3	1000012574
Sprinter 2006 Sprinter 2018	Extra long, RW	4325	7367	H2, H3	1000012575
Sprinter 2018	Compact	3259	5267	H1, H2	1000012576
Sprinter 2018	Standard	3924	5932	H1, H2	1000013853
Vito 2014	Compact	3200	4895	H1	1000013856
Vito 2014	Long	3200	5140	H1	1000012572
Vito 2014	Extra long	3430	5370	H1	1000013854

NISSAN

Floors for vehicles with right-sliding door.



Model / model year	Specification	Wheelbase in mm	Total length in mm	Roof height	SoboPro restraint pole Article no.
NV300 2016	L1, SD	3098	4999	H1	1000012578
NV300 2016	L1, RD	3098	4999	H1	1000013861
NV300 2016	L2, SD	3498	5399	H1	1000012579
NV300 2016	L2, RD	3498	5399	H1	1000013863
NV400 2012	L1	3182	5048	H1	1000013858
NV400 2012	L2	3682	5548	H2	1000012580
NV400 2012	L3	4332	6198	H2	1000012581
NV400 2012	L3, RW	3682	6198	H2	1000012582

VAUXHALL

Floors for vehicles with right-sliding door.

Model / model year	Specification	Wheelbase in mm	Total length in mm	Roof height	SoboPro restraint pole Article no.
Movano 2010	L1	3182	5048	H1	1000013858
Movano 2010	L2	3682	5548	H2	1000012580
Movano 2010	L3	4332	6198	H2	1000012581
Movano 2010	L3, RW	3682	6198	H2	1000012582
Vivaro 2014	L1, SD	3098	4999	H1	1000012578
Vivaro 2014	L1, RD	3098	4999	H1	1000013861
Vivaro 2014	L2, SD	3498	5399	H1	1000012579
Vivaro 2014	L2, RD	3498	5399	H1	1000013863
Vivaro 2019	M	3275	4959	H1	1000013845
Vivaro 2019	L	3275	5309	H1	1000013847

SD = swing doors, RW = rear-wheel drive, RD = rear door, WAC = wheel arch cladding, PG = partition grid, DIV = divider, DT = dual tyres

Installation and load securing floors



PEUGEOT

Floors for vehicles with right-sliding door.



Model / model year	Specification	Wheelbase in mm	Total length in mm	Roof height	SoboPro restraint pole Article no.
Boxer 2006	L1	3000	4963	H1, H2	1000012563
Boxer 2006	L2	3450	5413	H1, H2	1000012564
Boxer 2006	L3	4035	5998	H2, H3	1000012565
Expert 2016	L2	3275	4959	H1	1000013845
Expert 2016	L3	3275	5309	H1	1000013847

RENAULT

Floors for vehicles with right-sliding door.

Model / model year	Specification	Wheelbase in mm	Total length in mm	Roof height	SoboPro restraint pole Article no.
Master 2010	L1	3182	5048	H1	1000013858
Master 2010	L2	3682	5548	H2	1000012580
Master 2010	L3	4332	6198	H2	1000012581
Master 2010	L3, RW	3682	6198	H2	1000012582
Traffic 2014	L1, SD	3098	4999	H1	1000012578
Traffic 2014	L1, RD	3098	4999	H1	1000013861
Traffic 2014	L2, SD	3498	5399	H1	1000012579
Traffic 2014	L2, RD	3498	5399	H1	1000013863

TOYOTA

Floors for vehicles with right-sliding door.

Model / model year	Specification	Wheelbase in mm	Total length in mm	Roof height	SoboPro restraint pole Article no.
ProAce 2016	Medium	3275	4959	H1	1000013845
ProAce 2016	Long	3275	5309	H1	1000013847

VOLKSWAGEN

Floors for vehicles with right-sliding door.



Model / model year	Specification	Wheelbase in mm	Total length in mm	Roof height	SoboPro restraint pole Article no.
Crafter 2016	Mid-length	3640	5986	H1, H2	1000012585
Crafter 2016	Mid-length, RW	3640	5986	H1, H2	1000013866
Crafter 2016	Long	4490	6836	H2, H3	1000012586
Crafter 2016	Long, RW	4490	6836	H2, H3	1000012588
T6 2015	Short	3000	4892	H1	1000012583
T6 2015	Long	3400	5304	H1	1000012584

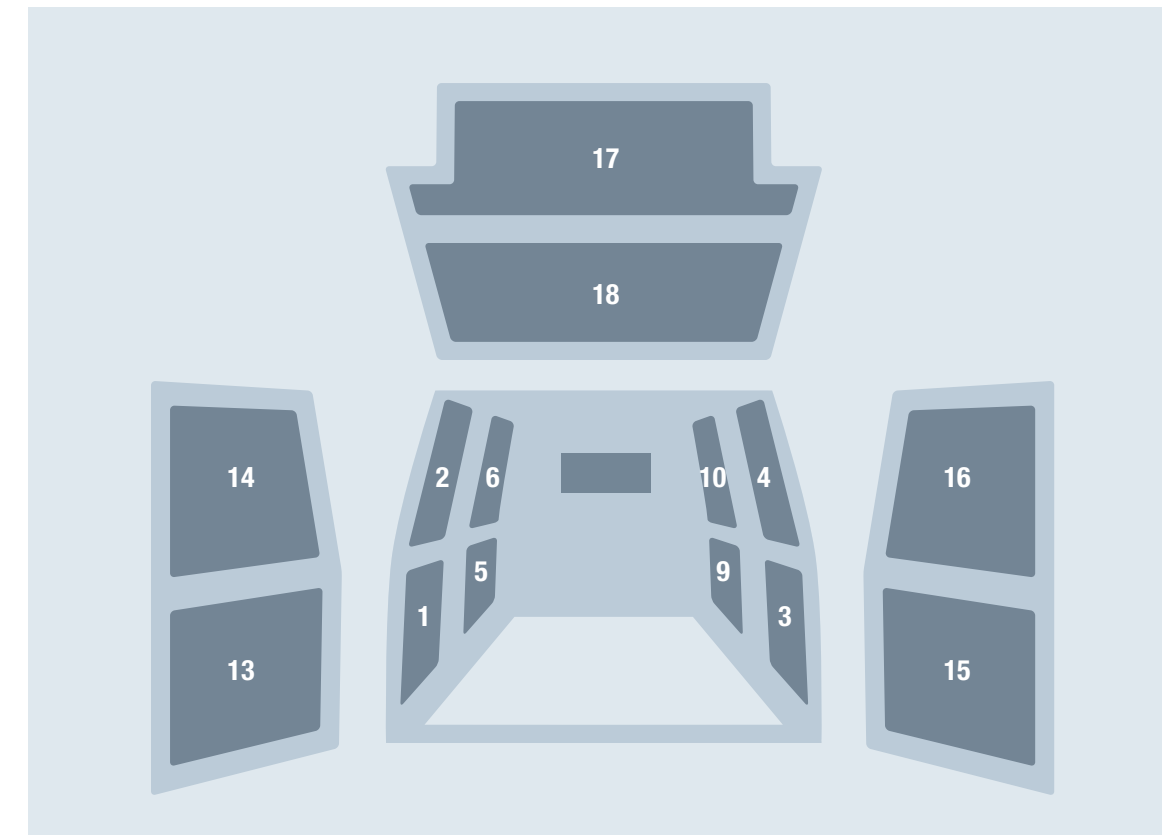


SD = swing doors, RW = rear-wheel drive, RD = rear door, WAC = wheel arch cladding, PG = partition grid, DIV = divider, DT = dual tyres

Wall claddings – Vehicle-specific interior protection



The SowaFlex wall cladding, made from lightweight honeycomb material, protects the loading space of the vehicle and weighs 60% less than comparable wood cladding. The extremely impact- and scratch-resistant material protects the vehicle chassis in an optimum manner from damage and can be installed in the vehicle simply and without difficulty by fastening to the points provided by the vehicle manufacturer.



SowaFlex

- protects the vehicle from the inside against damage
- extremely impact- and scratch-resistant
- tailor-made for the vehicle
- moisture and chemically resistant
- 60% lighter than wood
- 100% recyclable honeycomb material



Wall claddings – Vehicle-specific interior protection



CITROËN

Wall claddings for vehicles with right-sliding door.

Model / model year	Wheelbase in mm	Specification	Roof version	Set	Basic set Article no.	Set	Rear opening	Complete set Article no.
Berlingo 2008	2728	L1	H1	2/4/6	331013239	1-6/9-10/ 13-16	Swing doors	1000012265
Berlingo 2008	2728	L2	H1	2/4/6	331013239	1-6/9-10/ 13-16	Swing doors	1000012265
Berlingo 2018	2785	L1	H1	2/4/6	1000013274	2/4/6/10/ 14/16	Rear door/ Swing door	1000013279
Berlingo 2018	2975	L2	H1	2/4/6	1000013269	2/4/6/10/ 14/16	Rear door/ Swing door	1000013272
Jumper 2006	3000	L1	H1	1-6	331010560	1-6/9-10/ 13-16	Swing doors	1000012215
Jumper 2006	3000	L1	H2	1-6	1000000148	—		
Jumper 2006	3450	L2	H1	1-6	331010820	1-6/9-10/ 13-16	Swing doors	1000012216
Jumper 2006	3450	L2	H2	1-6	331010562	1-6/9-10/ 13-16	Swing doors	1000012217
Jumper 2006	4035	L3	H2	1-6	331010564	1-6/9-10/ 13-16	Swing doors	1000012218
Jumper 2006	4035	L3	H3	1-6	331010566	1-6/9-10/ 13-16	Swing doors	1000012219
Jumper 2006	4035	L4	H2	1-6	331010851	1-6/9-10/ 13-16	Swing doors	1000012222
Jumper 2006	4035	L4	H3	1-6	331010822	1-6/9-10/ 13-16	Swing doors	1000012223
Jumpy 2016	2925	XS	H1	1/3/5	1000005159	1-6/9-10/ 13-16	Rear door/ Swing door	1000012266
Jumpy 2016	2925	XS	H1	2/4/6	1000005160	1-6/9-10/ 13-16	Rear door/ Swing door	1000012266
Jumpy 2016	3275	M	H1	1/3/5	1000005094	1-6/9-10/ 13-16	Rear door/ Swing door	1000012221
Jumpy 2016	3275	M	H1	2/4/6	1000005095	1-6/9-10/ 13-16	Rear door/ Swing door	1000012221
Jumpy 2016	3275	XL	H1	1/3/5	1000005161	1-6/9-10/ 13-16	Rear door/ Swing door	1000012267
Jumpy 2016	3275	XL	H1	2/4/6	1000005162	1-6/9-10/ 13-16	Rear door/ Swing door	1000012267

FIAT

Wall claddings for vehicles with right-sliding door.

Model / model year	Wheelbase in mm	Specification	Roof version	Set	Basic set Article no.	Set	Rear opening	Complete set Article no.
Dobló 2010	2755	L1	H1	2/4/6	331016984	2/4/6/10/ 14/16	Swing doors	1000011568
Dobló 2010	3105	L2	H1	2/4/6	331016985	2/4/6/10/ 14/16	Swing doors	1000011567
Ducato 2006	3000	L1	H1	1-6	331010560	1-6/9-10/ 13-16	Swing doors	1000012215
Ducato 2006	3000	L1	H2	1-6	1000000148	—		
Ducato 2006	3450	L2	H1	1-6	331010820	1-6/9-10/ 13-16	Swing doors	1000012216
Ducato 2006	3450	L2	H2	1-6	331010562	1-6/9-10/ 13-16	Swing doors	1000012217
Ducato 2006	4035	L4	H2	1-6	331010564	1-6/9-10/ 13-16	Swing doors	1000012218
Ducato 2006	4035	L4	H3	1-6	331010566	1-6/9-10/ 13-16	Swing doors	1000012219
Ducato 2006	4035	L5	H2	1-6	331010851	1-6/9-10/ 13-16	Swing doors	1000012222
Ducato 2006	4035	L5	H3	1-6	331010822	1-6/9-10/ 13-16	Swing doors	1000012223
Talento 2016	3098	L1	H1, H2	1-6	1000003043	1-6/10/14/16	Swing doors	1000005076
Talento 2016	3098	L1	H1, H2	1-6	1000003043	1-6/10/18	Rear door	1000005077
Talento 2016	3498	L2	H1, H2	1-6	1000003249	1-6/10/14/16	Swing doors	1000005075
Talento 2016	3498	L2	H1, H2	1-6	1000003249	1-6/10/18	Rear door	1000005074



You can find an overview of the set components on page 85

SD = swing doors, RW = rear-wheel drive, RD = rear door, WAC = wheel arch cladding, PG = partition grid, DIV = divider, DT = dual tyres

Wall claddings – Vehicle-specific interior protection



FORD

Wall claddings for vehicles with right-sliding door.

Model / model year	Wheelbase in mm	Specification	Roof version	Set	Basic set Article no.	Set	Complete set Rear opening	Article no.
Connect 2014	2662	L1	H1	1-6	1000002604	1-6/9-10/ 13-16	Swing doors	1000012213
Connect 2014	2662	L1, WAC	H1	2/4/5/6	1000002603	—		
Connect 2014	3062	L2	H1	1-6	1000002638	1-6/9-10/ 13-16	Swing doors	1000012214
Connect 2014	3062	L2, WAC	H1	2/4/5/6	1000002536	—		
Transit Custom 2012	2933	L1	H1	1/3/5	1000001582	1-6/9-10/ 13-16	Swing doors	1000010349
Transit Custom 2012	2933	L1	H1	2/4/6	1000001585	1-6/9-10/ 13-16	Swing doors	1000010349
Transit Custom 2012	3300	L2	H1	1/3/5	1000001790	1-6/9-10/ 13-16	Swing doors	1000011571
Transit Custom 2012	3300	L2	H1	2/4/6	1000001791	1-6/9-10/ 13-16	Swing doors	1000011571
Transit 2014	3300	L2	H2	1-6	1000002687	1-6/9-10/ 14/16	Swing doors	1000011569
Transit 2014	3300	L2	H3	1-6	1000002688	—		
Transit 2014	3750	L3	H2	1-6	1000002654	1-6/9-10/ 14/16	Swing doors	1000011570
Transit 2014	3750	L3	H3	1-6	1000002707	—		
Transit 2014	3750	L4, RW	H3	1-6	1000003133	—		

HYUNDAI

Wall claddings for vehicles with right-sliding door.

Model / model year	Wheelbase in mm	Specification	Roof version	Set	Basic set Article no.	Set	Complete set Rear opening	Article no.
H350 2015	3435	L2	H2	1-6	1000004673	1-6/9-10/ 13-16	Swing doors	1000005373
H350 2015	3670	L3	H2	1-6	1000004684	1-6/9-10/ 13-16	Swing doors	1000005374



You can find an overview of the set components on page 85

IVECO

Wall claddings for vehicles with right-sliding door.

Model / model year	Wheelbase in mm	Specification	Roof version	Set	Basic set Article no.	Set	Complete set Rear opening	Article no.
Daily 2014	3000	L1	H1	1-6	1000003401	—		
Daily 2014	3520	L2	H1	1-6	1000003402	—		
Daily 2014	3520	L2	H2	1-6	1000003403	—		
Daily 2014	3520	L3	H2	1-6	1000003334	—		
Daily 2014	3520	L3	H3	1-6	1000004104	—		
Daily 2014	4100	L4	H2	1-6	1000003293	—		
Daily 2014	4100	L4	H3	1-6	1000003416	—		
Daily 2014	4100	L5	H2	1-6	1000004036	—		
Daily 2014	4100	L5	H3	1-6	1000004039	—		

MAN

Wall claddings for vehicles with right-sliding door.

Model / model year	Wheelbase in mm	Specification	Roof version	Set	Basic set Article no.	Set	Complete set Rear opening	Article no.
TGE 2016	3640	Standard	H1	1-6	1000010237	—		
TGE 2016	3640	Standard, RW	H1	1-6	1000010240	—		
TGE 2016	3640	Standard	H2	1-6	1000005281	1-6/9-10/ 13-16	Swing doors	1000010379
TGE 2016	3640	Standard, RW	H2	1-6	1000010243	—		
TGE 2016	4490	Long	H2	1-6	1000005282	1-6/9-10/ 13-16	Swing doors	1000010380
TGE 2016	4490	Long, RW	H2	1-6	1000010248	—		
TGE 2016	4490	Extra long	H2	1-6	1000005283	—		
TGE 2016	4490	Extra long, RW	H2	1-6	1000011493	—		

SD = swing doors, RW = rear-wheel drive, RD = rear door, WAC = wheel arch cladding, PG = partition grid, DIV = divider, DT = dual tyres

Wall claddings – Vehicle-specific interior protection



MERCEDES BENZ

Wall claddings for vehicles with right-sliding door.

Model / model year	Wheelbase in mm	Specification	Roof version	Basic set		Complete set		
				Set	Article no.	Set	Rear opening	Article no.
Citan 2012	2697	Long	H1	1/3/5	100001775	1-6/9-10/ 13-16	Swing doors	1000011199
Citan 2012	2697	Long	H1	2/4/6	331013210	1-6/9-10/ 13-16	Swing doors	1000011199
Citan 2012	3081	Extra long	H1	1/3/5	100001778	1-6/9-10/ 13-16	Swing doors	1000011196
Citan 2012	3081	Extra long	H1	2/4/6	331017383	1-6/9-10/ 13-16	Swing doors	1000011196
Sprinter 2006	3250	Compact, RW	H1, H2	1-6	331009617	1-6/9-10/ 13-16	Swing doors	1000005079
Sprinter 2006	3665	Standard, RW	H1, H2, H3	1-6	331009619	1-6/9-10/ 13-16	Swing doors	1000004931
Sprinter 2006	4325	Long, RW	H2, H3	1-6	331009659	1-6/9-10/ 13-16	Swing doors	1000005078
Sprinter 2006	4325	Extra long, RW	H2, H3	1-6	331009661	—		
Sprinter 2018	3259	Compact	H1, H2	1-6	1000011505	1-6/9-10/ 13-16	Swing doors	1000011526
Sprinter 2018	3665	Standard, RW	H1, H2	1-6	331009619	1-6/9-10/ 13-16	Swing doors	1000012474
Sprinter 2018	3924	Standard	H1, H2	1-6	1000011347	1-6/9-10/ 13-16	Swing doors	1000011277
Sprinter 2018	4325	Long, RW	H2, H3	1-6	331009659	1-6/9-10/ 13-16	Swing doors	1000012475
Sprinter 2018	4325	Extra long, RW	H2, H3	1-6	331009661	—		
Vito 2014	3200	Compact	H1	1-6	1000003161	1-6/9-10/ 13-16	Swing doors	1000011559
Vito 2014	3200	Long	H1	1-6	1000003162	1-6/9-10/ 13-16	Swing doors	1000004933
Vito 2014	3430	Extra long	H1	1-6	1000003163	1-6/9-10/ 13-16	Swing doors	1000011561

NISSAN

Wall claddings for vehicles with right-sliding door.

Model / model year	Wheelbase in mm	Specification	Roof version	Basic set		Complete set		
				Set	Article no.	Set	Rear opening	Article no.
NV300 2016	3098	L1	H1, H2	1-6	1000003043	1-6/10/14/16	Swing doors	1000005076
NV300 2016	3098	L1	H1, H2	1-6	1000003043	1-6/10/18	Rear door	1000005077
NV300 2016	3498	L2	H1, H2	1-6	1000003249	1-6/10/14/16	Swing doors	1000005075
NV300 2016	3498	L2	H1, H2	1-6	1000003249	1-6/10/18	Rear door	1000005074
NV400 2012	3182	L1	H1	1-6	1000001044	1-6/9-10/ 13-16	Swing doors	1000005088
NV400 2012	3182	L1	H2	L1	1000001045	—		
NV400 2012	3682	L2	H2, H3	1-6	331017076	1-6/9-10/ 13-16	Swing doors	1000005081
NV400 2012	3682	L3, RW	H2, H3	1-6	331017083	—		
NV400 2012	4332	L3	H2, H3	1-6	331017782	1-6/9-10/ 13-16	Swing doors	1000005080
NV400 2012	4332	L4, RW	H2, H3	1-6	331017078	—		



You can find an overview of the set components on page 85

SD = swing doors, RW = rear-wheel drive, RD = rear door, WAC = wheel arch cladding, PG = partition grid, DIV = divider, DT = dual tyres

Wall claddings – Vehicle-specific interior protection



VAUXHALL

Wall claddings for vehicles with right-sliding door.

Model / model year	Wheelbase in mm	Specification	Roof version	Basic set		Complete set		
				Set	Article no.	Set	Rear opening	Article no.
Combo 2012	2755	L1	H1	2/4/6	331016984	2/4/6/10/14/16	Rear door/ Swing door	1000011568
Combo 2012	3105	L2	H1	2/4/6	331016985	2/4/6/10/14/16	Rear door/ Swing door	1000011567
Combo 2018	2785	L1	H1	2/4/6	1000013274	2/4/6/10/14/16	Rear door/ Swing door	1000013279
Combo 2018	2975	L2	H1	2/4/6	1000013269	2/4/6/10/14/16	Rear door/ Swing door	1000013272
Movano 2010	3182	L1	H1	1-6	1000001044	1-6/9-10/13-16	Swing doors	1000005088
Movano 2010	3182	L1	H2	1-6	1000001045	—		
Movano 2010	3682	L2	H2	1-6	331017076	1-6/9-10/13-16	Swing doors	1000005081
Movano 2010	4332	L3	H2, H3	1-6	331017782	1-6/9-10/13-16	Swing doors	1000005080
Movano 2010	3682	L3, RW	H2, H3	1-6	331017083	—		
Movano 2010	4332	L4, RW	H2, H3	1-6	331017078	—		
Vivaro 2014	3098	L1	H1, H2	1-6	1000003043	1-6/10/14/16	Swing doors	1000005076
Vivaro 2014	3098	L1	H1, H2	1-6	1000003043	1-6/10/18	Rear door	1000005077
Vivaro 2014	3498	L2	H1, H2	1-6	1000003249	1-6/10/14/16	Swing doors	1000005075
Vivaro 2014	3498	L2	H1, H2	1-6	1000003249	1-6/10/18	Rear door	1000005074
Vivaro 2019	2925	S	H1	1/3/5	1000005159	1-6/9-10/13-16	Rear door/ Swing door	1000012221
Vivaro 2019	2925	S	H1	2/4/6	1000005160			
Vivaro 2019	3275	M	H1	1/3/5	1000005094	1-6/9-10/13-16	Rear door/ Swing door	1000012266
Vivaro 2019	3275	M	H1	2/4/6	1000005095			
Vivaro 2019	3275	L	H1	1/3/5	1000005161	1-6/9-10/13-16	Rear door/ Swing door	1000012267
Vivaro 2019	3275	L	H1	2/4/6	1000005162			

PEUGEOT

Wall claddings for vehicles with right-sliding door.

Model / model year	Wheelbase in mm	Specification	Roof version	Basic set		Complete set		
				Set	Article no.	Set	Rear opening	Article no.
Boxer 2006	3000	L1	H1	1-6	331010560	1-6/9-10/13-16	Swing doors	1000012215
Boxer 2006	3000	L1	H2	1-6	1000000148	—		
Boxer 2006	3450	L2	H1	1-6	331010820	1-6/9-10/13-16	Swing doors	1000012216
Boxer 2006	3450	L2	H2	1-6	331010562	1-6/9-10/13-16	Swing doors	1000012217
Boxer 2006	4035	L3	H2	1-6	331010564	1-6/9-10/13-16	Swing doors	1000012218
Boxer 2006	4035	L3	H3	1-6	331010566	1-6/9-10/13-16	Swing doors	1000012219
Boxer 2006	4035	L4	H2	1-6	331010851	1-6/9-10/13-16	Swing doors	1000012222
Boxer 2006	4035	L4	H3	1-6	331010822	1-6/9-10/13-16	Swing doors	1000012223
Expert 2016	2925	L1	H1	1/3/5	1000005159	1-6/9-10/13-16	Rear door/ Swing door	1000012221
Expert 2016	2925	L1	H1	2/4/6	1000005160	1-6/9-10/13-16	Rear door/ Swing door	1000012221
Expert 2016	3275	L2	H1	1/3/5	1000005094	1-6/9-10/13-16	Rear door/ Swing door	1000012266
Expert 2016	3275	L2	H1	2/4/6	1000005095	1-6/9-10/13-16	Rear door/ Swing door	1000012266
Expert 2016	3275	L3	H1	1/3/5	1000005161	1-6/9-10/13-16	Rear door/ Swing door	1000012267
Expert 2016	3275	L3	H1	2/4/6	1000005162	1-6/9-10/13-16	Rear door/ Swing door	1000012267
Partner 2008	2728	L1	H1	2/4/6	331013239	1-6/9-10/13-16	Swing doors	1000012265
Partner 2008	2728	L2	H1	2/4/6	331013239	1-6/9-10/13-16	Swing doors	1000012265
Partner 2018	2785	L1	H1	2/4/6	1000013274	2/4/6/10/14/16	Rear door/ Swing door	1000013279
Partner 2018	2975	L2	H1	2/4/6	1000013269	2/4/6/10/14/16	Rear door/ Swing door	1000013272

SD = swing doors, RW = rear-wheel drive, RD = rear door, WAC = wheel arch cladding, PG = partition grid, DIV = divider, DT = dual tyres

Wall claddings – Vehicle-specific interior protection



RENAULT

Wall claddings for vehicles with right-sliding door.

Model / model year	Wheelbase in mm	Specification	Roof version	Basic set		Complete set		
				Set	Article no.	Set	Rear opening	Article no.
Kangoo 2013	2697	L1	H1	1/3/5	100001775	1-6/9-10/13-16	Swing doors	1000011199
Kangoo 2013	2697	L1	H1	2/4/6	331013210	1-6/9-10/13-16	Swing doors	1000011199
Kangoo 2013	3081	L2	H1	1/3/5	100001778	1-6/9-10/13-16	Swing doors	1000011196
Kangoo 2013	3081	L2	H1	2/4/6	331017383	1-6/9-10/13-16	Swing doors	1000011196
Master 2010	3182	L1	H1	1-6	100001044	1-6/9-10/13-16	Swing doors	1000005088
Master 2010	3182	L1	H2	1-6	100001045	—		
Master 2010	3682	L2	H2, H3	1-6	331017076	1-6/9-10/13-16	Swing doors	1000005081
Master 2010	3682	L3, RW	H2, H3	1-6	331017083	—		
Master 2010	4332	L3	H2, H3	1-6	331017782	1-6/9-10/13-16	Swing doors	1000005080
Master 2010	4332	L4, RW	H2, H3	1-6	331017078	—		
Traffic 2014	3098	L1	H1, H2	1-6	1000003043	1-6/10/14/16	Swing doors	1000005076
Traffic 2014	3098	L1	H1, H2	1-6	1000003043	1-6/10/18	Rear door	1000005077
Traffic 2014	3498	L2	H1, H2	1-6	1000003249	1-6/10/14/16	Swing doors	1000005075
Traffic 2014	3498	L2	H1, H2	1-6	1000003249	1-6/10/18	Rear door	1000005074

TOYOTA

Wall claddings for vehicles with right-sliding door.

Model / model year	Wheelbase in mm	Specification	Roof version	Basic set		Complete set		
				Set	Article no.	Set	Rear opening	Article no.
ProAce 2016	2925	Compact	H1	1/3/5	1000005159	1-6/9-10/13-16	Rear door/ Swing door	1000012221
ProAce 2016	2925	Compact	H1	2/4/6	1000005160	1-6/9-10/13-16	Rear door/ Swing door	1000012221
ProAce 2016	3275	Medium	H1	1/3/5	1000005094	1-6/9-10/13-16	Rear door/ Swing door	1000012266
ProAce 2016	3275	Medium	H1	2/4/6	1000005095	1-6/9-10/13-16	Rear door/ Swing door	1000012266
ProAce 2016	3275	Long	H1	1/3/5	1000005161	1-6/9-10/13-16	Rear door/ Swing door	1000012267
ProAce 2016	3275	Long	H1	2/4/6	1000005162	1-6/9-10/13-16	Rear door/ Swing door	1000012267

VOLKSWAGEN

Wall claddings for vehicles with right-sliding door.

Model / model year	Wheelbase in mm	Specification	Roof version	Basic set		Complete set		
				Set	Article no.	Set	Rear opening	Article no.
Caddy 2015	2682	Normal	H1	1-6	331001437	1-6/9-10/13-16	Swing doors	1000005073
Caddy 2015	3006	Maxi	H1	1-6	331012932	1-6/9-10/13-16	Swing doors	1000005071
Crafter 2016	3640	Mid-length	H1	1-6	1000010237	—		
Crafter 2016	3640	Mid-length, RW	H1	1-6	1000010240	—		
Crafter 2016	3640	Mid-length, RW	H2	1-6	1000010243	—		
Crafter 2016	3640	Mid-length	H2	1-6	1000005281	1-6/9-10/13-16	Swing doors	1000010379
Crafter 2016	4490	Long	H2	1-6	1000005282	1-6/9-10/13-16	Swing doors	1000010380
Crafter 2016	4490	Long, RW	H2	1-6	1000010248	—		
Crafter 2016	4490	Long Plus	H2	1-6	1000005283	—		
Crafter 2016	4490	Long Plus, RW	H2	1-6	1000011493	—		
T6 2015	3000	Short	H1	1-6	33341303	1-6/9-10/13-16	Swing doors	1000004932
T6 2015	3400	Long	H1	1-6	331001287	1-6/9-10/13-16	Swing doors	1000005068

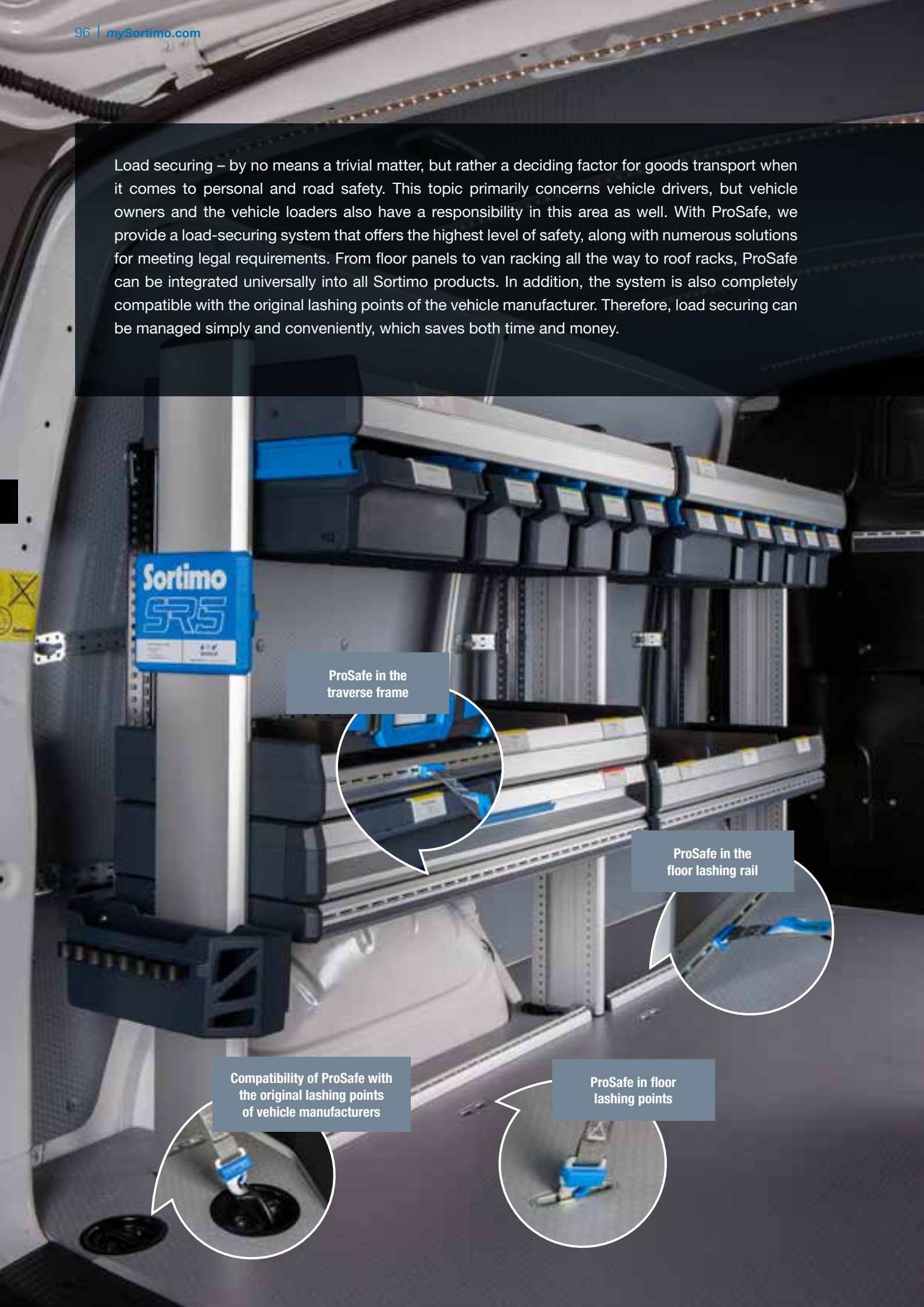


You can find an overview of the set components on page 85

SD = swing doors, RW = rear-wheel drive, RD = rear door, WAC = wheel arch cladding, PG = partition grid, DIV = divider, DT = dual tyres



Load securing – by no means a trivial matter, but rather a deciding factor for goods transport when it comes to personal and road safety. This topic primarily concerns vehicle drivers, but vehicle owners and the vehicle loaders also have a responsibility in this area as well. With ProSafe, we provide a load-securing system that offers the highest level of safety, along with numerous solutions for meeting legal requirements. From floor panels to van racking all the way to roof racks, ProSafe can be integrated universally into all Sortimo products. In addition, the system is also completely compatible with the original lashing points of the vehicle manufacturer. Therefore, load securing can be managed simply and conveniently, which saves both time and money.



Load securing as standard ProSafe



Lashing rails

from Page 98



Restraint poles

from Page 100



Accessories

from Page 102



Lashing belts and load securing nets

from Page 104

ProSafe as standard – Load securing



Lashing rails

Sortimo lashing rails can be secured to the side panel, divider or to the van racking in conjunction with the SR5 side profile accessories adapter. Loads can be secured flexibly in the entire vehicle in conjunction with the SoboPro load securing floors and Sortimo lashing belts.



SR5 lashing rail incl. adapter

The ProSafe lashing rail incl. accessories adapter for the side profile of the SR5 van racking system is the perfect interface to the ProSafe lashing system in the vehicle interior. The adapter can be positioned at any height on the side profile quickly and easily, and then secured via screws.



Designation	Dimensions (WxDxH) / weight	Product description	Article no.
Lashing rail ProSafe 03-3 SR5	Dimensions: 241 x 47 x 28 mm Weight: 0.2 kg	Width is approx. 253 mm.	1000012755
Lashing rail ProSafe 04 SR5	Dimensions: 345 x 47 x 28 mm Weight: 0.34 kg	Width is approx. 357 mm.	1000012209
Lashing rail ProSafe 05-3 SR5	Dimensions: 449 x 47 x 28 mm Weight: 0.4 kg	Width is approx. 461 mm.	1000012756

Side wall/divider lashing rail

The lashing rail can be secured to the side panel or to the divider in the interior of the vehicle. This provides the perfect interface to the rest of the ProSafe lashing system. Mounting material is included in the scope of delivery.



Designation	Dimensions (WxDxH) / weight	Product description	Article no.
ProSafe lashing rail 40-3	Dimensions: 968 x 47 x 25.5 mm Weight: 0.8 kg	Width is approx. 968 mm.	1000013990
ProSafe lashing rail 50-3	Dimensions: 1,210 x 47 x 25.5 mm Weight: 1.0 kg	Width is approx. 1,210 mm.	1000013991
ProSafe lashing rail 60-3	Dimensions: 1,452 x 47 x 25.5 mm Weight: 1.2 kg	Width is approx. 1,452 mm.	1000013992
ProSafe lashing rail 120-3	Dimensions: 2,904 x 47 x 25.5 mm Weight: 1.4 kg	Width is approx. 2,904 mm.	1000013993

ProSafe as standard – Load securing



Restraint poles

The universally compatible restraint poles can be used both horizontally and vertically for securing loads depending on the position of the attachment points. They offer an optimum hold, thanks to their square cross-section. With the aid of traverse frames, restraint poles can be used horizontally between two SR5 shelves.



ProSafe aluminium restraint poles

The ProSafe aluminium restraint pole is available in different lengths and can be cut to size thanks to its practical aluminium profile. In conjunction with the SoboPro load securing floor restraint pole, in which the suitable floor lashing points for restraint poles are already integrated, this creates optimal cargo securing during transport.

Designation	Dimensions (WxDxH) / weight	Product description	Article no.
ProSafe aluminium restraint pole 1715 mm	Dimensions: 1,750 x 50 x 45 mm Weight: 3.19 kg	Ready cut to length and pre-assembled restraint pole. Suitable for Renault Master/Vauxhall Movano/Nissan NV400 2010 (medium high roof/H2/rear-wheel drive)	1000012680
ProSafe aluminium restraint pole 1860 mm	Dimensions: 1,974 x 50 x 45 mm Weight: 3.46 kg	Ready cut to length and pre-assembled restraint pole. Suitable for MB Sprinter/VW Crafter 2006 (high roof/H2/rear-wheel drive/all-wheel drive), MB Sprinter 2018 (high roof/H2/rear-wheel drive/all-wheel drive), Fiat Ducato/ Citroën Jumper/Peugeot Boxer 2006 (high roof/H2), VW Crafter/MAN TGE 16 (high roof/front-wheel drive) Hyundai H350 (high roof/H2)	1000012681
ProSafe aluminium restraint pole 2000 mm	Dimensions: 2,130 x 50 x 45 mm Weight: 3.56 kg	Aluminium profile for custom length adjustment and installation.	1000012682
ProSafe aluminium restraint pole 3000 mm	Dimensions: 3,114 x 50 x 45 mm Weight: 5.22 kg	Aluminium profile for custom length adjustment and installation.	1000012685


ProSafe restraint pole fixing rail

Fixing rail for attaching restraint poles in the roof area in combination with the ProSafe floor lashing point. The rail is available in two lengths and the fastening set is also included in the scope of delivery.



Designation	Dimensions (WxDxH) / weight	Product description	Article no.
Restraint pole fixing rail PS 980 SR5	Dimensions: 1459 x 39 x 13.8 mm Weight: 0.42 kg	Rail length is 980 mm.	1000014082
Restraint pole fixing rail PS 1460 SR5	Dimensions: 960 x 39 x 13.8 mm Weight: 0.3 kg	Rail length is 1460 mm.	1000014083

ProSafe individual lashing point restraint pole

Product description	Article no.
 <p>ProSafe individual lashing point restraint pole Dimensions (WxDxH): 83 x 20 x 5 mm Weight: 0.07 kg</p> <p>The ProSafe single lashing point is screwed into the longitudinal groove of the restraint pole and, depending on the type of load, can be moved and mounted individually. There are additional lashing options in the loading space to secure the load quickly, flexibly and professionally. Max. load: 200 daN</p>	1000001736

ProSafe restraint pole holder

You can stow your restraint poles in a space-saving way in the loading space using the restraint pole holder when you no longer require them for securing loads. The holders can be fastened individually in the vehicle or to the ProSafe lashing rail using a screw fitting (part no. 6000003618). Mounting material is included in the scope of delivery.



Designation	Dimensions (WxDxH) / weight	Product description	Article no.
ProSafe restraint pole holder PU 2	Dimensions: 120 x 113.5 x 48 mm Weight: 0.5 kg	Restraint pole holder set for two restraint poles.	1000015353

ProSafe as standard – Load securing



Load securing accessories

Sortimo offers the perfect solution for the respective application with its comprehensive range of accessories – suitable for the entire ProSafe load securing portfolio. Expand or optimise your existing load securing concept customised to your requirements and wishes.

Product description		Article no.
	<p>ProSafe CargoStopp Dimensions (WxDxH): 108 x 40 x 63 mm Weight: 0.20 kg</p> <p>Load securing element for inserting in the ProSafe floor lashing points Provides a stop for form-closed load securing Lashing point is retained thanks to integrated lashing eyes</p>	1000003736
	<p>Lashing tray Dimensions (WxDxH): 110 x 110 x 13 mm Weight: 0.23 kg</p> <p>For recessed installation in the installation and load securing floors Fastening on the vehicle chassis Loads up to 350 daN Retractable lashing eye</p>	80714015
	<p>Lashing eye set PU 2 Dimensions (WxDxH): 100 x 90 x 25 mm Weight: 0.13 kg</p> <p>Set comprising two lashing eyes and fastening material For mounting on the installation and load securing floors Provides additional lashing options Permissible lashing load 400 daN</p>	80714244
	<p>Single lashing eye</p>	801009977
	<p>ProSafe single lashing point SR5 Dimensions (LxWxH): 75.7 x 38 x 22.7 mm Weight: 0.14 kg</p> <p>Offers maximum flexibility in load securing thanks to custom positioning on the SR5 side and intermediate profile</p>	1000013576
	<p>ProSafe floor lashing point Dimensions (WxDxH): 108 x 40 x 63 mm Weight: 0.20 kg</p> <p>ProSafe floor lashing point integrated in the load securing floor, can be combined with all ProSafe lashing belts and nets. For the attachment of ProSafe restraint poles</p>	600001259

Product description		Article no.
	<p>Hooked tie plate 50 x 40 mm Dimensions (WxDxH): 50 x 40 x 20 mm Weight: 0.5 kg</p> <p>Packaging unit: 10 pieces</p>	6000001550
	<p>ProSafe screw fitting M6x20 Dimensions (WxDxH): 34 x 6 x 39 mm Weight: 0.03 kg</p> <p>Can be used in all ProSafe rails For the attachment of applications to the M6 threaded pin Max. load is 200 daN</p>	6000003618
	<p>Fixing rail Dimensions (WxDxH): 290 x 16 x 8 mm Weight: 0.3 kg</p> <p>Plastic fixing rail Mounting on the installation and load securing floors prevents the load from slipping in the vehicle</p>	80714206



Anti-rattle mats

When securing cargo for transport, it makes sense to use slip resistant materials. Due to its properties, the anti-rattle mat provides an additional option for load securing in the vehicle and also protects the vehicle floor.

Designation	Dimensions (WxDxH) / weight	Product description	Article no.
Universal anti-rattle mat 800 x 1200 x 4.5	Dimensions: 1,200 x 800 x 4.5 mm Weight: 2.02 kg	Suitable for securing pallets or other cargo Easy to clean due to closed surface Resistant to petrol and diesel 24 Friction coefficient in pulling direction $\mu \leq 0.8$	6000003365
Pallets anti-rattle mat 200 x 100 x 2,4 PU 4	Dimensions: 200 x 100 x 8 mm Weight: 0.12 kg	As underlay at the corners, e.g. for Euro wooden pallets Packaging unit: 4 pieces Resistant to petrol and diesel 24 Friction coefficient in pulling direction $\mu \leq 0.6$	801014002

Load securing

ProSafe as standard – Load securing



Load securing belts

The ProSafe lashing system enables the flexible lashing of cargo due to the numerous potential connection points on the Sortimo vehicle floor, the van racking as well as the lashing rail for side panels and the ProPartition. Using the ProSafe lashing belt, you can secure cargo of all kinds in the vehicle quickly and easily.

ProSafe lashing belt with clamping lock

Load: max. 225 daN Belt width: 25 mm Turnbuckle: clamping lock End fitting: ProSafe hook



Designation	Weight	Product description	Article no.
ProSafe lashing belt clamping lock 1.4 m	Weight: 0.17 kg	Belt length: approx. 1400 mm	100000224
ProSafe lashing belt clamping lock 3 m	Weight: 0.29 kg	Belt length: approx. 3000 mm	100000222
ProSafe lashing belt clamping lock 6 m	Weight: 0.44 kg	Belt length: approx. 6000 mm	100000223

ProSafe lashing belt with ratchet

Load: max. 400 daN Belt width: 25 mm Turnbuckle: ratchet End fitting: ProSafe hook



Designation	Weight	Product description	Article no.
ProSafe lashing belt 0.77 m	Weight: 0.52 kg	Belt length: approx. 770 mm (suitable for securing gas cylinders to the ProSafe lashing rail)	100000228
ProSafe lashing belt 0.93 m	Weight: 0.53 kg	Belt length: approx. 930 mm (suitable for securing gas cylinders to the ProSafe lashing rail)	100000227
ProSafe lashing belt 1.5 m	Weight: 0.45 kg	Belt length: approx. 1500 mm	1000012322
ProSafe lashing belt 3.5 m	Weight: 0.63 kg	Belt length: approx. 3500 mm	100000225
ProSafe lashing belt 6 m	Weight: 0.79 kg	Belt length: approx. 6000 mm	100000226

Load securing belt accessories

	Product description	Article no.
	Flex edge protection for lashing belts PU 4 Dimensions (WxDxH): 180 x 75 x 7 mm Weight: 0.24 kg The flexible plastic edge protection profile protects the load and prevents the lashing belts from slipping. Packaging unit: 4 pieces	1000001870
	Lashing belt pocket Dimensions (WxDxH): 330 x 255 x 12 mm Weight: 0.27 kg For tidy and protected storage of lashing belts. The lashing belt pocket can be secured to the aluminium side wall or to the divider.	6000002454

i-BOXX 72 G load securing

The i-BOXXes 72 G include the basic equipment for load securing in a car and/or van, making all common load securing measures possible. The load securing elements are always clearly arranged in the i-BOXX 72 G and the i-BOXX G wall holder ensures that they are always readily to hand whilst on the go.

	Product description	Article no.
	i-BOXX 72 G load securing for cars Dimensions (WxDxH): 367 x 316 x 72 mm Weight: 2.12 kg Basic equipment for load securing in the car (2x lashing belts with clamping lock 3.5 m, 1x load securing net 1000x1200 mm, 1x anti-rattle mat 750x500 mm, 1x load securing flyer).	1000011186
	i-BOXX 72 G load securing for vans Dimensions (WxDxH): 367 x 316 x 72 mm Weight: 3.56 kg Basic equipment for load securing in the van (2x ProSafe lashing belt with ratchet 3.5 m, 2x ProSafe lashing belt with clamping lock 3 m, 4x anti-rattle mats 200x100x8 mm, 4x Flex edge protection for lashing belts, 1x load securing flyer).	1000011185



Useful fixing accessories for
i-BOXXes G on Page 212

ProSafe as standard – Load securing



Lashing belt with ratchet without end fitting

Load: max. 400 daN Belt width: 25 mm Turnbuckle: ratchet End fitting: none



Designation	Weight	Product description	Article no.
Lashing belt ratchet 1.0 m, 400 daN	Weight: 0.45 kg	Belt length: approx. 1,000 mm	6000012841
Lashing belt ratchet 3.0 m, 400 daN	Weight: 0.51 kg	Belt length: approx. 3,000 mm	6000012842
Lashing belt ratchet 6.0 m, 400 daN	Weight: 0.63 kg	Belt length: approx. 6,000 mm	6000012843



ProSafe elastic cord

The ProSafe elastic cord is ideally suited for the rapid fixing of large bulky loads in the vehicle.



Designation	Dimensions (WxDxH) / weight	Product description	Article no.
ProSafe elastic cord, complete	Weight: 0.13 kg	Length: 1000 mm incl. 2 hooks	1000002455
ProSafe elastic cord, single hook	Dimensions: 66 x 28 x 19 mm Weight: 0.01 kg	Replacement hook for the ProSafe elastic cord.	1000002480

Lashing belt with clamping lock

Load: max. 225 daN Belt width: 25 mm Turnbuckle: clamping lock End fitting: none



Designation	Weight	Product description	Article no.
Lashing belt with clamping lock 0.25 m	Weight: 0.07 kg	Belt length: approx. 250 mm	801015938
Lashing belt with clamping lock 1.2 m	Weight: 0.14 kg	Belt length: approx. 1200 mm	1000003942
Lashing belt with clamping lock 3.5 m	Weight: 0.16 kg	Belt length: approx. 3500 mm	80714114

Lashing belt ratchet and carabiner

Load: max. 500 daN Belt width: 25 mm Turnbuckle: ratchet End fitting: carabiner



Designation	Weight	Product description	Article no.
Lashing belt ratchet and carabiner 3.5 m	Weight: 0.84 kg	Belt length: approx. 3500 mm	80714091
Lashing belt ratchet and carabiner 6 m	Weight: 0.94 kg	Belt length: approx. 6000 mm	801016217

Lashing belt clamping lock and lashing hooks

Load: max. 225 daN Belt width: 25 mm Turnbuckle: clamping lock End fitting: lashing hook



Designation	Weight	Product description	Article no.
Lashing belt ratchet and lashing hook 2 m	Weight: 0.24 kg	Belt length: approx. 2000 mm	801006371

ProSafe as standard – Load securing



Load securing nets

ProSafe load securing nets can be used at all available ProSafe lashing points as well as at the original lashing points of light commercial vehicles, and then easily stowed away in Sortimo BOXes after use. Nets are available in several different sizes to ensure that even bulky or round objects are perfectly secure. The quality and functionality of all ProSafe load securing nets have been tested and certified by Dekra in compliance with the regulation VDI 2700 part 3.3.



ProSafe load securing nets with ratchet

Loading capacity: max. 400 daN Turnbuckle: 4x ratchet, 2x clamping lock Mesh size: approx. 120 x 120 mm Belt width: 25 mm End fitting: ProSafe hook

Designation	Weight	Product description	Article no.
ProSafe load securing net 1400 x 1025 mm	Weight: 3.2 kg	Dimensions: 1400 x 1025 mm	1000001305
ProSafe load securing net 1775 x 1150 mm	Weight: 4.4 kg	Dimensions: 1775 x 1150 mm	1000001306
ProSafe load securing net 2275 x 1650 mm	Weight: 7.0 kg	Dimensions: 2275 x 1650 mm	1000001307



ProSafe load securing nets with clamping lock

Loading capacity: max. 200 daN Turnbuckle: 4x clamping lock Mesh size: approx. 120 x 120 mm Belt width: 25 mm End fitting: ProSafe hook

Designation	Weight	Product description	Article no.
ProSafe load securing net 775 x 900 mm	Weight: 0.61 kg	Dimensions: 775 x 900 mm	1000004934
ProSafe load securing net 775 x 1025 mm	Weight: 0.7 kg	Dimensions: 775 x 1025 mm	1000004935
ProSafe load securing net 1025 x 1275 mm	Weight: 0.91 kg	Dimensions: 1025 x 1275 mm	1000004936

Cargo net

The load securing net specially designed for cars is available in two sizes.



Designation	Weight	Product description	Article no.
Cargo net 800 x 1000 mm	Weight: 0.55 kg	Dimensions: 800 x 1000 mm	6000001114
Load securing net 1000 x 1200 mm	Weight: 0.68 kg	Dimensions: 1000 x 1200 mm	6000001113





Useful additions to Sortimo van racking

Accessories



VEHICLE ACCESSORIES
The mobile workshop

from page 112



SOWAAPP
always ready to hand

from page 126



ELECTRICAL ACCESSORIES
everything in the right light

from page 130



SAFETY AND FIRST AID
for any eventuality

from page 140

Vehicle accessories – The mobile workshop






Workbenches

Turn your vehicle into a mobile workshop – with a workbench from Sortimo. The Sortimo workbenches can quickly and easily be adapted to the SR5 van racking or can be bolted to the floor of the vehicle. A sensible add-on to the workbench is a swivel vice plate with parallel vice which allows simple assembly work to be carried out directly at the vehicle. The mobile workshop simplifies day-to-day working and saves time while making a professional impression on the customer.



Complete set on page 37

Product description	Article no.
 <p>Hinged workbench SR5 Dimensions (WxDxH): 810 x 260 x 210 mm Weight: 9.0 kg The working height of the workbench varies according to the loading edge of the vehicle. Distance from loading level to worktop at least 515 mm. Worktop dimensions 195 x 583 x 30 mm Fold-out workbench. (Installation on the SR5 van racking)</p>	1000012542

Product description	Article no.
 <p>Heavy-duty workbench, hinged (short foot) Dimensions (WxDxH): 1,180 x 325 x 320 mm Weight: 22.1 kg The working height of the workbench varies between 760 mm and 940 mm depending on the loading edge of the vehicle. Distance from ground to the loading edge 643 - 823 mm. (Console height 117 mm) Worktop dimensions 280 x 1,000 x 35 mm. Suitable for vehicles with a high loading edge. (Mounted to vehicle floor)</p>	1000000527
 <p>Heavy-duty workbench, hinged Dimensions (WxDxH): 1,200 x 340 x 320 mm Weight: 25.0 kg The working height of the workbench varies between 760 mm and 940 mm depending on the loading edge of the vehicle. Distance from ground to the loading edge 490 - 670 mm. (Console height 270 mm) Worktop dimensions 280 x 1,000 x 35 mm. Suitable for vehicles with a low loading edge. (Mounted to vehicle floor)</p>	1000000528

Parallel vice

The parallel vice is available in various different sizes and is a practical aid for a wide variety of work. All parallel vices have an integrated anvil, trapezoidal thread, forged-on pipe jaws and thus guarantee the highest precision.



Product description	Article no.
<p>Parallel vice 100 Jaw width is 100 mm, opening width is 125 mm.</p>	6000002446
<p>Parallel vice 120 Jaw width is 120 mm, opening width is 150 mm.</p>	801008322

Swivel vice plate

The swivel vice plate serves as a link between the workbench and the parallel vice and is thus the optimum complement for your mobile workshop. The swivel vice plate can be moved through 360° in a circle and thus permits more flexible working with the parallel vice in the vehicle.



Product description	Article no.
<p>Swivel vice plate 100 Suitable for parallel vice 100.</p>	6000002447
<p>Swivel vice plate 120 Suitable for parallel vice 120.</p>	801008324

Vehicle accessories – The mobile workshop



Auto-Assistant

The Auto-Assistant serves as a practical writing surface and organisation aid for documents on the passenger seat. Thanks to the adjustable clamping fixture for notes, two storage pockets for folders and brochures and a recess for a 1.5 l drink bottle, you always have the essentials for your appointments ready to hand. Additional storage space for documents can be found under the writing surface. This large compartment can also be subdivided with an optional partition wall so that two compartments are available to you.



Product description		Article no.	
		<p>Auto-Assistant Dimensions (WxDxH): 362 x 661 x 480 mm Weight: 7.4 kg Scope of supply including fastening bracket for the backrest under the head restraint and belt guide on the side. Not suitable for installation on seats with non-removable head restraints.</p>	801013911
		<p>E-headrest retaining plate for Auto-Assistant Dimensions (WxDxH): 266 x 68 x 2 mm Weight: 0.15 kg Facilitates fastening the Auto-Assistant, even with non-removable or electric head restraints.</p>	1000004023
		<p>S-BOXX divider wide for SF Auto-Assistant Dimensions (WxDxH): 279 x 174 x 7 mm Weight: 0.08 kg For clear organisation of the space in your Auto-Assistant.</p>	1000002082

Panel table

The Sortimo panel table offers optimal, mobile office space in the cargo area, allowing you to handle administrative tasks or complete evaluations or documentation on site in the vehicle. The side panel table provides a large work surface of 628 x 600 mm and when folded away only takes up 180 x 700 mm of space so that it does not continually block valuable cargo space.

- Flexible screw connection to the side panel or ProPartition in the vehicle and to the Sortimo installation floor.
- The tabletop can handle loads up to a max. of 50 kg.
- Crash-tested as per ECE-R17.
- Head impact as per ECE-R21.
- Black cladding with a grained surface.
- Sturdy mechanical components and aluminium tabletop.
- Not for use while driving.



Product description		Article no.	
		<p>Panel table Dimensions (WxDxH): 890 x 730 x 160 mm Weight: 18.0 kg Make more productive and better use of your time waiting between appointments with the practical side panel table.</p>	1000012716

Vehicle accessories – The mobile workshop





Interior ladder lift 1800

The Sortimo interior ladder lift provides a new solution for the simple and space-saving stowage of ladders inside the vehicle. The key benefit of this new development is that the ladder is installed underneath the ceiling, leaving the unused space available for additional storage. The optimisation of storage utilisation along with quick and easy handling saves both time and money.



- The ideal organisational aid for additional storage optimisation in the vehicle interior.
- Lets you easily transport aluminium double ladders up to 1.8 m long and 18 kg in weight on the roof lining.
- Easy and quick operation without major effort via a gas pressure spring.
- Highest level of safety during full braking and when cornering thanks to the high quality materials.
- Both retaining brackets are equipped with rubber mats to prevent damage.
- Not suitable for installation in vehicles with plastic strips.



Product description		Article no.
 	<p>Interior ladder lift 1800 Dimensions (WxDxH): 1,790 x 184 x 250 mm Weight: 8.0 kg</p> <p>Suitable for all commercial vehicle models.</p>	1000004569

Aluminium foldable ladder for Sortimo TopSystem

The aluminium foldable ladder is the ideal combination for the interior ladder lift 1800, which is also suitable for high vehicles as a leaning ladder for loading and unloading from the Sortimo TopSystem. The slip-resistant rubber feet always ensure safe climbing and descending.

Product description		Article no.
 	<p>TopSystem aluminium foldable ladder 3000 mm Dimensions (WxDxH): 1,570 x 350 x 125 mm Weight: 6.5 kg Stable folding lock, can fold away to 1.5 m Max. load: 150 kg</p>	811016006



Sortimo TopSystem
from page 255




Telescopic ladders

The telescopic ladders from Sortimo are made of anodised tubes and glass fibre reinforced hard plastic elements. Rubber feet provide for maximum grip on the ground.

Due to the compact dimensions, the ladders are easy to transport, perfectly suited for confined spaces and even fit into the boot of a car.

All the telescopic ladders comply with the requirements of DIN EN 131-6:2015, DIN EN 131-1:2016 and DIN EN 131-3:2007.



Product description		Article no.
	<p>Telescopic combination ladder 2.30 m Dimensions (WxDxH): 610 x 165 x 710 mm Weight: 15.8 kg Telescopic combination ladder with 8 rungs. Extended length: 2.3 m Retracted length: 0.79 m</p>	801012159
	<p>Width: 0.48 m Load-bearing capacity: 150 kg</p>	
	<p>Telescopic ladder 3.0 m Dimensions (WxDxH): 793 x 465 x 100 mm Weight: 10.5 kg Telescopic ladder with 10 rungs. Extended length: 2,985 mm Retracted length: 793 mm</p>	6000012526
	<p>Width: 465 mm Load-bearing capacity: 150 kg</p>	
	<p>Holder of the telescopic ladder depth 4 Dimensions (WxDxH): 130 x 45 x 110 mm Weight: 0.5 kg Secure stowage and quick accessibility, can be universally mounted in the vehicle.</p>	80779281



Vehicle accessories – The mobile workshop



Ramp rails



Whether it be a washing machine or a lawn mower, the ramp rails, available in two lengths, rigid or folding, make possible the stowing of heavy and bulky loads quickly and conveniently. The lateral border protection (30/42 mm) enables reliable holding of the track when loading and unloading, even with large and heavy items. The transport area has a width of 150 mm (external width 234 mm), an anti-rattle mat coating P13 and a carrying capacity of 380 daN. This means that the aluminium rails not only save your back, but also make possible a rapid and convenient sequence for loading and unloading activities.

Product description	Article no.
 <p>Foldable loading rails 2 m Dimensions (WxDxH): 2,000 x 234 x 47 mm Weight: 18.0 kg Two foldable aluminium loading rails 200 cm long.</p>	801009244
 <p>Foldable loading rails 2.5 m Dimensions (WxDxH): 2,500 x 234 x 47 mm Weight: 22.0 kg Two foldable aluminium loading rails 250 cm long.</p>	801009246

Fans



The authorities require vehicle ventilation with free openings when transporting gas bottles. Sortimo offers a ventilation system that can be used either for ventilation or extraction, depending on whether you are using heavy or light gases. The aerodynamic shape means that the throughput of fresh air is far in excess of the legal requirement.

Product description	Article no.
 <p>Roof vent Dimensions (WxDxH): 258 x 196 x 48 mm Weight: 0.93 kg Material: UV-resistant, impact-resistant plastic Functionality: Ventilation or extraction system (rotating) Suitable for gas transport as per DGUV. (In combination with floor or side vents)</p>	80721099
 <p>Small roof vent Dimensions (WxDxH): 97 x 72 x 135 mm Weight: 0.12 kg Material: UV-resistant, impact-resistant plastic Functionality: permanent fresh air circulation Suitable for gas transport in accordance with Dekra certification. (In combination with floor or side vents)</p>	801016208
 <p>Round floor vent Dimensions (WxDxH): 210 x 140 x 70 mm Weight: 0.26 kg Material: impact-resistant hard plastic with integrated thread Functionality: permanent fresh air circulation Suitable for gas transport in accordance with Dekra certification. (In combination with roof or side vents)</p>	6000001283
 <p>Side vent Dimensions (WxDxH): 183 x 73 x 128 mm Weight: 0.16 kg Material: UV / weather-resistant, impact-resistant plastic Functionality: permanent fresh air circulation, ventilation cross-section: 55 cm² Suitable for gas transport in accordance with DGUV (in combination with roof or floor vent)</p>	1000014497
 <p>Ventilation plate side panel Dimensions (WxDxH): 233 x 113 x 11 mm Weight: 0.20 kg The ventilation plate, made from stainless steel, is rust-resistant and is mounted on the side panel/ProPartition.</p>	80721037

Vehicle accessories – The mobile workshop



Shovel holder tailgate

The shovel holder for the tailgate is perfectly suited for exploitation of this otherwise unused space on the tailgate. Bulky loads, such as boards and ladders, or shovels, brooms and other tools with long handles, are transported safely. Without having to access the vehicle, the shovel holder permits quick access to the equipment on site. In addition, the fixing rail is an aid for organised transport as a result of the hooks holding the equipment in place at all times, and thus improving organisation.



Product description	Article no.
 <p>Fixing rail for shovel holder tailgate Dimensions (WxDxH): 530 x 115 x 32 mm Weight: 0.9 kg Optimal complement for the shovel holder – fixes the long-handled equipment at the top ensuring tidiness.</p>	1000002517

Holding fixtures







The U-shaped holding fixtures are suitable for the secure transport of round or semi-round objects, such as standpipes, hydrant wrenches and equipment with long handles. The freight can be quickly secured and released by means of the locking device bracket. This product is particularly durable due to its sturdy holder and in addition protects the secured object from damage by means of its shock absorbing rubber rings.

Product description	Article no.
<p>Holding fixture 1 Dimensions (WxDxH): 156 x 126 x 44 mm Can accommodate objects with dimensions of up to 89 x 89 mm.</p>	801011062
<p>Holding fixture 2 Dimensions (WxDxH): 126 x 44 x 96 mm Can accommodate objects with dimensions of up to 59 x 63 mm.</p>	801011063
<p>Holding fixture 3 Dimensions (WxDxH): 116 x 44 x 80 mm Can accommodate objects with dimensions of up to 50 x 50 mm.</p>	801011064



Holder

With the practical Sortimo universal holders you can safely transport brooms or shovels and they remain always ready to hand.

Product description	Article no.
 <p>The universal holders can be screwed in place at any position in the vehicle and are ideal for the mounting of equipment with long handles, such as hammers, brooms and shovels. The equipment is pressed into the holder and it clamps into position in the anti-slip rubber.</p> <p>Universal holder (20-30 mm) Dimensions (WxDxH): 72 x 35 x 72 mm Weight: 0.03 kg Suitable for handle diameters of 20-30 mm.</p>	801012161
 <p>Universal holder (30-40mm) Dimensions (WxDxH): 81 x 35 x 72 mm Weight: 0.04 kg Suitable for handle diameters of 30-40 mm.</p>	801012162
 <p>Aluminium rail for universal holder Dimensions (WxDxH): 917 x 55 x 9 mm Weight: 0.31 kg Aluminium rail for variable attachment of universal holder. The length is 90 cm.</p>	801012166
 <p>Overhead hook 1 for broom/shovel Dimensions (WxDxH): 130 x 110 x 55 mm Weight: 0.17 kg Two-piece holder for fixing all long-handled equipment under the roof of the vehicle. Installation is on the transverse spar of the vehicle roof. Suitable for brooms, shovels, etc.</p>	801012834
 <p>The clamping device fixes and transports shovels, brooms and large clamps in an optimum manner by suspending the rubber strap and closing the clamping lever.</p> <p>Universal holder 1 Dimensions (WxDxH): 105 x 50 x 45 mm Weight: 0.15 kg Suitable for handle diameters of 15-30 mm.</p>	801009976
 <p>Universal holder 2 Dimensions (WxDxH): 110 x 50 x 45 mm Weight: 0.15 kg Suitable for handle diameters of 20-50 mm.</p>	80713858


**More accessories for SR5
 from page 28**

Vehicle accessories – The mobile workshop



Hooks

The various different Sortimo hooks stow various different materials, such as chains, hoses, cables and even clothing in a safe and organised manner in the vehicle. The available storage space is used in an optimum manner, time for unnecessary material searching and sorting is saved and a professional appearance is shown to the customer.



Heavy-duty hanger

The heavy-duty hanger allows you to stow away your chains, hoses and cables in the vehicle in a quick and organised manner. It also permits immediate access to materials on site, eliminating tiresome searching and organising of cables and chains, permitting effective working.


Product description	Article no.
Heavy-duty hanger 200 Dimensions (WxDxH): 300 x 203 x 97 mm Hook depth 20 cm, max. load 30 kg. Universal fastening in the vehicle interior.	1000003373



Aluminium wall hook

The wall hook can be installed anywhere in the vehicle and provides additional storage possibilities for lines, cables, hoses and much more. This means that important materials are always stowed in the vehicle in an organised manner and are always quickly accessible.

Product description	Article no.
Aluminium wall hook 1 Dimensions (WxDxH): 116 x 10 x 82 mm Hook depth 80 mm, max. load 15 kg.	801012163
Aluminium wall hook 2 Dimensions (WxDxH): 120 x 140 x 12 mm Hook depth 115 mm, max. load 15 kg.	801012164
Aluminium wall hook 3 Dimensions (WxDxH): 216 x 188 x 11 mm Hook depth 170 mm, max. load 15 kg.	801012165



Product description	Article no.
 <p>Coat hook PU 3 Dimensions (WxDxH): 11 x 7 x 1 mm Weight: 0.03 kg</p> <p>The coat hooks can be mounted universally in the vehicle. This means that items of work clothing can be stowed in an organised manner in the vehicle and are quickly at hand if they are required. The packaging unit includes 3 coat hooks.</p>	80713087

Vehicle accessories – The mobile workshop





Fuel canisters





Sortimo has two different fuel canisters in their product portfolio for the safe transport of fuel. Together with the associated holders, the canisters can be fastened simply in the load compartment of the vehicle and are available quickly if required.

Product description	Article no.
 <p>Fuel canister 10 litres Dimensions (WxDxH): 330 x 160 x 330 mm Weight: 1.0 kg</p> <p>The plastic canister has a filling volume of 10 litres and a plastic spout is included in the scope of supply. The carrying and filling of fuels for vehicles and engines is possible without any problems using this product.</p>	801008042
 <p>Fuel canister 20 litres Dimensions (WxDxH): 160 x 340 x 470 mm Weight: 4.2 kg</p> <p>The sheet metal fuel canister has a filling volume of 20 litres, a venting tube and a jerrycan closure. The canister is TÜV/GS tested and is perfectly suited for the transport of fuel for vehicles and engines.</p>	801009986

Cleaning

Sortimo cleaning products offer everything to provide "clean working" and permit, at all times, a professional and organised appearance with respect to the customer, especially after difficult deployments.

Product description	Article no.
 <p>Water canister set 5 litres Dimensions (WxDxH): 330 x 180 x 290 mm Weight: 1.73 kg</p> <p>Water canister set (3-part) with 5 L wide-mouth canister.</p>	80779205
 <p>Water canister set 10 litres Dimensions (WxDxH): 280 x 125 x 300 mm Weight: 0.6 kg</p> <p>Wide-mouth canister capacity 5 litres.</p>	801009995
<p>Wide-mouth canister 10 litres</p>	801009993

Product description	Article no.
 <p>Hand cleaning cream in pump dispenser Dimensions (WxDxH): 230 x 280 x 175 mm Weight: 0.82 kg</p> <p>Pump dispenser including wall mount and 3 litres of hand cleaning cream. Cleans even without water. Bio-degradable, long-term skin protection with re-moisturisation, thoroughly removes, for instance, oil, grease, tar and printing ink.</p>	80711007
 <p>Hand cleaning cream 3 litres Dimensions (WxDxH): 230 x 300 x 180 mm Weight: 2.85 kg</p> <p>The hand cleaning cream refill set with a 3 litre capacity is suitable for the pump dispenser (Art. No.: 80711007). The hand cleaning cream cleans even without water and affords to a sustainable skin protection.</p>	801010017
 <p>PVC hose 1 metre Dimensions (WxDxH): 30 x 170 x 165 mm Weight: 0.12 kg</p> <p>Suitable for the outlet valve (801009992) for precise and easy draining of the wide-mouth canister.</p>	80779212
 <p>Tap for water canister Dimensions (WxDxH): 105 x 51 x 51 mm Weight: 0.04 kg</p> <p>Outlet tap appropriate for the Sortimo wide-mouth canister 5 or 10 litres.</p>	801009992



SowaApp – always ready to hand



SowaApp





The Sortimo wall cladding protects your vehicle, not only from scratches and damage, but it also offers simple storage options for tools and frequently required consumables. The moisture-resistant and sturdy wall is tailor-made to suit the vehicle and serves as a system cladding e.g. above workbenches. The innovative Sortimo system perforation allows attachment of a wide range of accessories, such as hooks, hose holders, storage pockets, perforated wall hooks and much more.



SowaApp – Holder

You can transform your vehicle into a mobile workplace with the innovative accessories for the aluminium side panel. The holders have been developed specially for the system perforated plate and make the working day more efficient. The mounting process is very simple thanks to metal straps for hooking-in and additionally supplied plastic rivets for fixation purposes. Each aluminium side panel accessory can also be loaded with up to 2 kg, so that installation and electrical tools can be stowed without any problem and they remain accessible at all times.

Product description	Article no.
 <p>The cartridge holder stores all common silicone cartridges, spray cans, etc. in a space-saving and organised manner in the vehicle.</p> <p>Silicone cartridge holder 53 side panel</p> <p>Dimensions (WxDxH): 136 x 66 x 87 mm Weight: 0.1 kg Internal diameter is 53 mm.</p>	1000003924
 <p>Foam cartridge holder 73 side panel</p> <p>Dimensions (WxDxH): 125 x 88 x 89 mm Weight: 0.11 kg Internal diameter is 73 mm.</p>	1000003925

Product description	Article no.
 <p>Multi roll holder side panel</p> <p>Dimensions (WxDxH): 140 x 135 x 16 mm Weight: 0.15 kg</p> <p>Suitable for round objects, such as the universal anti-rattle mat 800x1200 mm (Art. No. 6000003365). Securing is by Velcro strip. A 380 mm long Velcro strip is included with the roll multi-holder.</p>	1000004633
 <p>Velcro fastener for bundling L=380, W=30</p>	6000003364
 <p>The round holder for tools, made from sturdy glass-fibre reinforced plastic is mounted without the need for tools with just one hand on the Sortimo wall cladding and has been developed specially for the dynamic loads in the vehicle.</p> <p>Round holder for tools 80 Aluminium side panel</p> <p>Dimensions (WxDxH): 107 x 35 x 60 mm Weight: 0.05 kg</p> <p>Holder diameter is approx. 80 mm.</p>	6000002429
 <p>Tool tray for pliers 61 Aluminium side panel</p> <p>Dimensions (WxDxH): 60 x 35 x 58 mm Weight: 0.03 kg</p> <p>Holder width is approx. 61 mm.</p>	6000002430

 <p>Plaster dispenser side panel</p> <p>Dimensions (WxDxH): 223 x 166 x 67 mm Weight: 0.52 kg</p> <p>The plaster dispenser, including holder for the aluminium side panel, is intended for treating small injuries and guarantees hygienic removal of finger dressings and textile plasters. You also have the additional benefit that the plaster can be immediately used since the protection paper on the back is removed automatically. Finger dressings and textile plasters are included in the scope of supply.</p>	1000004632
<p>Refill pack textile plasters 72 x 19 mm</p>	6000003303
<p>Refill pack finger dressings 120 x 20 mm</p>	6000003304

SowaApp – always ready to hand



Clamps and hooks

The clamps and hooks, made from sturdy glass-fibre reinforced plastic, are designed precisely to suit the slotted holes in the Sortimo wall cladding and can be installed and removed using just one hand and without the need for tools. The hooks and clamps locate securely in height in the wall cladding via two holes, and thus distribute the load evenly on the ground. The tool hooks, tool holders and tool clamps, and the Sortimo wall cladding have been developed specially for the dynamic loads in the vehicle.



9-part

-SET-

5-part



Hook set for tools 9-part Aluminium side panel

Art. No.: 6000002437

The set consists of:

Single hooks for tools 40, 66, 90; double hooks for tools 40, 66, 90; round hook for tools 40; round holder for tools 80; tool tray for pliers 61.



Tool clamp set 5-part Aluminium perforated wall 3.0

Art. No.: 6000002438

The set consists of:

Tool clamps 19, 25, 28, 32 and 38.

Product description



Single hook for tools 40 Aluminium side panel

Art. No.: 6000002422



Single hook for tools 66 Aluminium side panel

Art. No.: 6000002423



Single hook for tools 90 Aluminium side panel

Art. No.: 6000002424



Double hook for tools 40 Aluminium side panel

Art. No.: 6000002425



Double hook for tools 66 Aluminium side panel

Art. No.: 6000002426



Double hook for tools 90 Aluminium side panel

Art. No.: 6000002427



Tool tray for pliers 61 Aluminium side panel

Art. No.: 6000002430



Round hook for tools 40 Aluminium side panel

Art. No.: 6000002428



Round holder for tools 80 Aluminium side panel

Art. No.: 6000002429

Product description



Tool clamp 19 Aluminium side panel

Art. No.: 6000002435



Tool clamp 25 Aluminium side panel

Art. No.: 6000002431



Tool clamp 28 Aluminium side panel

Art. No.: 6000002432



Tool clamp 32 Aluminium side panel

Art. No.: 6000002433



Tool clamp 38 Aluminium side panel

Art. No.: 6000002434



Electrical accessories – everything in the right light




Mounted lights


The useful mounted lights from Sortimo give bright light in the darkness and light up the mobile workplace to ensure that it is illuminated in an optimum way at all times – day or night. Different versions allow perfect adjustment to individual requirements.




Product description	Article no.
 LED strip 1000 Dimensions (WxDxH): 100 x 100 x 5 mm LED strip length: 100 cm.	801018095
 LED strip 2000 Dimensions (WxDxH): 240 x 210 x 15 mm LED strip length: 200 cm.	801018096
Voltage range: 12 VDC Line length: 200 mm On/off switch: optional extra Operating temperature: approx. -20° to 50 °C Can be cut into 5 cm sections, 60 LEDs per metre. Please note: The LED strip is only permissible with a suitable back-up fuse on the vehicle electrical system.	Nominal strength: 4.8 W Light flux: 390 lm Installation: self-adhesive LED strip Colour temperature: 5700 K
	Protection rating: IP 62 Body height: 2.5 mm

Product description	Article no.
 Mounted light LED 12 V with motion detector for vehicle interior Dimensions (WxDxH): 144 x 144 x 11 mm Weight: 0.13 kg Voltage range: 12 VDC Line length: 100 mm On/off switch: optional Integrated motion sensor, continuous operation possible and additional output for other users.	6000003788
	Nominal strength: 6.6 W Light flux: 450 lm Installation: fixed vehicle connection Protection rating: IP 65 Body height: 12 mm Colour temperature: 5700 K

 Mounted light LED 12 V with on/off switch for workstation lighting Dimensions (WxDxH): 385 x 80 x 30 mm Weight: 0.23 kg Voltage range: 12 VDC Line length: 100 mm On/off switch: integrated toggle switch Operating temperature: -30° to +40° C.	80750075
	Nominal strength: 3 W Light flux: 320 lm Installation: fixed vehicle connection Protection rating: IP 50 Body height: 24 mm

 Mounted light LED 12V dimmable for vehicle interior Dimensions (WxDxH): 168 x 88 x 9 mm Weight: 0.08 kg Voltage range: 12 VDC Line length: 100 mm On/off switch: inductive sensor switch Operating temperature: -20° to +70°C	6000000547
	Nominal strength: 8 W Light flux: 125 - 680 lm (dimmable) Installation: fixed vehicle connection Colour temperature: 3000 – 6000 K Protection rating: IP 65 Body height: 88 mm

 Mounted light LED 12 V adjustable for workstation lighting Dimensions (WxDxH): 425 x 42 x 43 mm Weight: 0.32 kg Voltage range: 12 VDC Line length: 100 mm On/off switch: integrated toggle switch Operating temperature: -20° to +70°C.	6000001275
	Nominal strength: 6 W Light flux: 420 lm Installation: Fixed vehicle connection Protection rating: IP 40 Body height: 43 mm Operating temperature: -20° to +70°C.




Accessories

Electrical accessories – everything in the right light



Lamps

To ensure that everything is properly lit, Sortimo also offers portable lamps in various versions alongside the work lamps. For frequent working directly at the vehicle we recommend mounting a stationary work lamp directly on the vehicle, so that it provides optimum illumination of the surroundings and so that work on the vehicle can take place independently of the light conditions. For flexible deployment, Sortimo offers the LED magnet portable lamp that can be mounted anywhere on the vehicle and which is powered from the cigarette lighter via a spiral cable.




	Product description	Article no.
	<p>Work lamp LED 12/24 V 2000 lm</p> <p>Dimensions (WxDxH): 100 x 100 x 76 mm Weight: 0.91 kg</p> <p>LED module with 6 diodes for fixed installation on the vehicle with omega holder – can be rotated and swivelled.</p> <p>Voltage range: 12 - 24 VDC Light flux: 2000 lm Colour temperature: 5700-7000 K</p> <p>Nominal strength: 25 W On/off switch: no switch Cable length: 0.5 m</p> <p>Protection rating: IP 68 Installation: Fixed installation</p>	6000003241
	<p>LED magnet portable lamp 12-24 V 1500 lm</p> <p>Dimensions (WxDxH): 76 x 166 x 205 mm Weight: 2.23 kg</p> <p>LED module with 4 diodes for universal fixing using a magnetic holder.</p> <p>Voltage range: 12-24 VDC Light flux: 1500 lm Colour temperature: 5700 – 7000 K</p> <p>Nominal strength: 18 W On/off switch: hermetic Cable length: 8 m spiral cable</p> <p>Protection rating: IP 68, IP 69 K Connection: cigarette lighter</p>	6000002830
	<p>Professional portable lamp 12 V LED</p> <p>Dimensions (WxDxH): 104 x 120 x 245 mm Weight: 1.1 kg</p> <p>3 Watt Power LED module (pilot lamp Nichia LED 5 mm) for mobile use.</p> <p>Voltage range: 12 - 24 VDC Light flux: approx. 170 lm, approx. 150 m Battery: lead-gel battery (maintenance-free)</p> <p>Nominal strength: 3 W Connection option: 230 VAC & 12/24 VDC Lighting duration: main lamp approx. 5 h, pilot lamp approx. 75 h</p> <p>Protection rating: IP 54 Charging time: approx. 15 h</p>	6000000656

Accessories for lamps

	<p>Spiral extension cable 12 V</p> <p>Dimensions (WxDxH): 1,980 x 9 x 9 mm</p> <p>Suitable for LED magnetic portable lamp (12 Volt, cable length 7 m).</p>	801009974
---	--	-----------

Cable attachment kit

Sortimo offers pre-assembled cable looms for connection of LED light two-way switching, interior lighting and various sockets and warning lamps. The cable sets have adequate cable length and are designed for all current Transporters. The required fuses and all connectors are included in the scope of delivery and thus we can ensure quick and convenient installation.

	Product description	Article no.
	<p>Cable attachment kit for two-way switching</p> <p>Dimensions (WxDxH): 190 x 120 x 65 mm Weight: 0.58 kg</p> <p>Suitable for LED light two-way switching.</p> <p>8 metres vehicle line FLYY 2 x 0.75 mm², 10 metres vehicle line FLYY 1 x 1.5 mm², 1 fuse holder ATO floor fixing, 1 flat plug fuse 3A ATO purple, 1 ring connector for pins M6 0.5 – 1.5 mm² red, 2 flat plug sleeves fully-insulated 1.5 – 2.5 mm² 6.3 mm blue, 2 through connectors 0.5 – 1.0 mm² red, 4 flat plug sleeves fully insulated 0.5 – 1.0 mm² 4.8 mm red, 2 flat plug sleeves fully insulated 1.5 – 2.5 mm² 4.8 mm blue.</p>	1000002079
	<p>Cable attachment kit for on/off switches</p> <p>Dimensions (WxDxH): 140 x 120 x 50 mm Weight: 0.39 kg</p> <p>Suitable for LED interior lighting or individual lights in the van.</p> <p>10 metres vehicle line FLYY 2 x 0.75 mm², 1 fuse holder ATO floor fixing, 1 flat plug fuse 2A ATO grey, 1 ring connector for pins M6 0.5 – 1.5 mm² red, 2 flat plug sleeves fully-insulated 1.5 – 2.5 mm² 6.3 mm blue, 3 through connectors 0.5 – 1.0 mm² red, 2 flat plug sleeves fully insulated 0.5 – 1.0 mm² 4.8 mm red.</p>	1000002080
	<p>Cable attachment kit – universal</p> <p>Dimensions (WxDxH): 125 x 120 x 55 mm Weight: 0.35 kg</p> <p>Suitable for 12 V sockets, beacons and lamps.</p> <p>8 metres vehicle line FLYY 2 x 2.5 mm² black, 1 metre vehicle line FLY 1 x 2.5 mm² brown, 1 fuse holder ATO wall mounting, 1 flat plug fuse 10A ATO red, 2 ring connector for pins M6 - 1.5 - 2.5 mm² blue, 3 flat plug sleeves fully insulated 1.5 – 2.5 mm² 6.3 mm blue, 1 flat connection plug G+H GSK 1 pin (also suitable for original fuse box in MB vehicles).</p>	1000002946

Sortimo – experts in vehicle electronics

Benefit from

- our decades of experience with vehicle electronics
- our qualified and regularly trained technical personnel
- our product range which is carefully selected to meet the highest expectations
- compliance with all legally required tests and guidelines

The installation and removal of electronic components may only be performed by qualified technical personnel.




Electrical accessories – everything in the right light








Switches

Sortimo has various different versions of switches in their product portfolio - to suit the application in question. With the variants with integrated check lamp you can see at a glance whether the power supply is switched on or off, which is particularly useful when working with warning lamps. With the two-way and push-button switches, pressing the button causes the power supply to be switched on or off, depending on the previous position of the switch. Therefore a switch can be positioned both on the tailgate as well as on the sliding doors and the light can always be controlled from any position.



Two-way switch round on/on
Article no. 6000000710

Product description	Article no.
 12 V on/off switch with orange indicator light Suitable for body switch for beacons. Voltage range: 12 VDC Max. switching power: 8 A Connection: three flat plug connections with 6.3 mm Installation dimension: Ø installation 12 mm	801014906
 On/off switch with indicator lamp orange, round Suitable for body switches for beacons. Voltage range: 12 VDC Max. switching power: 20 A Connection: three flat plug connections with 6.3 mm Installation dimension: Ø installation 21 mm	6000002918
 Two-way switch round on/on Suitable for light and two-way switching. Voltage range: 12 VDC Max. switching power: 8 A Connection: three flat plug connections with 4.8 mm Installation dimension: Ø installation 21 mm	6000000710
 Push-button switch round off/on Suitable for controlling the LED mounted light (Art. No. 6000000547). Voltage range: 12 VDC Max. switching power: 8 A Connection: two flat plug connections with 4.8 mm Installation dimension: Ø installation 21 mm	6000000711
 Switch tape round D=20 Suitable for two-way switch and round push-button switch. Outside Ø: 40 mm Inside Ø: 20 mm	6000001305

Body and interior plug sockets

Sortimo offers various different body and interior plug sockets for diverse applications. This allows small electrical equipment to be charged and measuring instruments to be operated. But also for external use, Sortimo offers a spray-protected capability of using electrical equipment in the vehicle at the common European voltage of 230 V AC, using the CEE input socket.

Product description	Article no.
 12 V standard plug for internal use, small Dimensions (WxDxH): 60 x 35 x 25 mm Weight: 0.02 kg Suitable for charging of testing and measuring devices with a small plug according to DIN ISO 4165. Voltage range: 12 VDC Max. load: 16 A Diameter: 12 mm	801009981
 12 V standard plug for internal use, large Dimensions (WxDxH): 77 x 34 x 53 mm Weight: 0.04 kg Suitable for charging electrical equipment in the vehicle via the cigarette lighter. Voltage range: 12 VDC Max. load: 16 A Diameter: 21 mm The input socket is protected from dust and spray by a rubber closure.	801005397
 CEE external weather proof socket Dimensions (WxDxH): 145 x 130 x 98 mm Weight: 0.31 kg Suitable for all CEE external weather proof sockets. Voltage range: 230 V AC Max. load: 16 A for 6 h Protection rating: IP 44 Connection: 3-pin or 2-pin + PE Installation depth: 82 mm Protective flap with magnetic holder, eliminating mechanical strain on the electrical socket. Pull protection for CEE coupling.	80713643
 Power adapter cable 230V CEE/earthed 1.5 m Dimensions (WxDxH): 190 x 190 x 95 mm Weight: 0.56 kg The cable length is 1.5 m.	80713667
 Power adapter cable 230 V CEE/earthed 10 m Dimensions (WxDxH): 320 x 360 x 60 mm Weight: 2.21 kg The cable length is 10 m.	121018130




Electrical accessories – everything in the right light





Sockets

Even the selection of the correct socket rail or the matching power distributor involves consideration of many different aspects, and large differences must be taken into account. We therefore recommend being clear, in advance, about the application in order then to be able to make the correct decision about the design and various different functionalities. Sortimo offers a wide range of various different options, depending on the requirement.





Product description	Article no.
 <p>4-way socket combination with RCD switch Dimensions (WxDxH): 300 x 140 x 140 mm Weight: 2.46 kg Voltage range: 230 VAC 50 Hz Fuse rating: 16 A Protection rating: IP 44 Connection power: 3.6 kVA Switch: RCD/LS switch (25 A / 16 A) Ready for connection and single piece tested to EN 60439-1.</p>	6000001811
 <p>Multiple socket 4-fold (fixed installation IP 44) Dimensions (WxDxH): 350 x 90 x 78 mm Weight: 0.75 kg Voltage range: 230 VAC 50 Hz Max. fuse rating: 16 A Max. load: 3600 W Socket receptacles: 30° rotated socket receptacles Protection rating: IP 44 (when mounted vertically) Wired ready for connection socket rail with flap covers and internal stress relieving.</p>	6000000316
 <p>Electric power supply 4-fold IP 44 04-7 WorkMo Dimensions (WxDxH): 396 x 526 x 506 mm Weight: 1.02 kg Voltage range: 230 VAC 50 Hz Max. fuse rating: 16 A Max. load: 3500 W Line: 2 m (neoprene) Protection rating: IP 44 Distributor socket 4-fold with self-closing flap lid, suitable for all WorkMo modules.</p>	1000003774

Product description	Article no.
 <p>Multiple socket 5-fold with on/off switch Dimensions (WxDxH): 483 x 71 x 59 mm Weight: 0.86 kg Voltage range: 230 VAC 50 Hz Max. fuse rating: 16 A Max. load: 3600 W Socket receptacles: 90° rotated socket receptacles Line: 1.4 m connection line (H05VV-3FG1.5 mm²) Socket rail with increased protection against contact and 2-pin illuminated switch.</p>	801009971
 <p>Multiple socket 4-fold with RCD switch Dimensions (WxDxH): 483 x 71 x 83 mm Weight: 1.11 kg Voltage range: 230 VAC 50 Hz Max. fuse rating: 16 A Max. load: 3600 W Socket receptacles: 90° rotated socket receptacles Line: 1.4 m connection line (H05VV-3FG1.5 mm²) Switches: RCD/LS switch (B16 A / 30 mA) Protection rating: IP 20 Socket rail with increased protection against contact and RCD/LS switch.</p>	801009972

The energy distributor for the professional

The energy distributors with insulation monitor for working inside and outside the vehicle comply with the DGUV (German Statutory Accident Insurance Association) and offer the highest level of safety in professional use. Having just a single drilled hole and one input line, we create a full-fledged workplace in your vehicle, offering the utmost flexibility and maximum safety, thus saving time and money.

Product description	Article no.
 <p>Power distributor 2-fold insulation monitor 16 A Dimensions (WxDxH): 300 x 145 x 140 mm Weight: 2.6 kg Voltage range: 230 VAC 50 Hz Max. fuse rating: 16 A Connection power: 3.6 kVA Protection rating: IP 44 Switch: RCD/LS switch (25 A / 16 A) Connection power: 5 m (flexible) Earth line: 2 m (flexible) 1x Schuko socket red, 1x Schuko socket blue, 1x LS switch, 1x Isometer, 1x installation contactor, 1x RCD. Wired ready for connection and single piece tested to EN 61439-3.</p>	6000011119
 <p>Power distributor 4-fold insulation monitor 16 A Dimensions (WxDxH): 330 x 310 x 120 mm Weight: 3.4 kg Voltage range: 230 VAC 50 Hz Max. fuse rating: 16 A Connection power: 3.6 kVA Protection rating: IP 44 Switch: RCD/LS switch (25 A / 16 A) Connection power: 5 m (flexible) Earth line: 2 m (flexible) 1x Schuko socket red, 3x Schuko socket blue, 1x LS switch, 1x Isometer, 1x installation contactor, 3x RCD. Wired ready for connection and single piece tested to EN 61439-3.</p>	6000011118






Electrical accessories – everything in the right light







Inverter

The inverter generates 230 V AC from the 12 V on-board power, thus also permitting the operation of electrical equipment in the vehicle on the road. All Sortimo inverters are input side protected against reverse voltage, over voltage and under voltage, and on the output side are protected from short-circuiting, overload and over-temperature. Installation and use inside or outside the vehicle is only allowed after testing and compliance with the required intended purpose.



Product description	Article no.
 AC inverter 350 Suitable for smaller electric equipment, such as laptops, TVs, smartphones, tablets and chargers for cordless tools. Input voltage: 10 - 15.5 VDC Output power: 350 W Output voltage: 230 VAC 50 Hz Peak power: 700 W (briefly)	501011517
 AC inverter 700 Suitable for laptops, smartphones, tablets and tools up to 600 Watt. Input voltage: 10 - 15.5 VDC Output power: 700 W Output voltage: 230 VAC 50 Hz Peak power: 1230 W (briefly)	600000755
 AC inverter 1000 Suitable for cooling and freezing equipment up to 140 Watt and tools up to 800 Watt. Input voltage: 10 - 15.5 VDC Output power: 1000 W Output voltage: 230 VAC 50 Hz Peak power: 2000 W (briefly)	801014816
 AC inverter 1500 Suitable for pumps up to 1200 Watt, air conditioners up to 900 Watt and tools up to 1400 Watt. Input voltage: 10 - 15.5 VDC Output power: 1500 W Output voltage: 230 VAC 50 Hz Peak power: 3000 W (briefly)	6000001007
 AC inverter 2000 Suitable for compressors up to 900 Watt and electric tools up to 2000 Watt. Input voltage: 10 - 15.5 VDC Output power: 2000 W Output voltage: 230 VAC 50 Hz Peak power: 3500 W (briefly)	6000002831

Product description	Article no.
Pre-assembled cable looms for connecting an inverter to the vehicle battery. Ends of the cables are already provided with cable lugs on one end. Fuse: 250 A Earth line: 1 m Connection power: 2.5 m Cable lug on inverter already crimped, additional crimp cable lugs are included.	
 Cable attachment kit WR700 25 mm² Suitable for AC inverter 700.	6000000999
 Cable attachment kit WR1000 35 mm² Suitable for AC inverter 1000.	6000001000
 Cable attachment kit WR1500 50 mm² Suitable for AC inverter 1500.	6000001001
Cable attachment kit WR2000 70 mm² Suitable for AC inverter 2000.	6000002832

Product description	Article no.
 Remote control for AC inverter 700-2000 Practical remote control with on/off control and indicator light for the "ON" function. Suitable for AC inverters 700, 1000, 1500 and 2000.	6000003495





Safety and first aid – for all eventualities



First aid

The Sortimo First Aid BOXes are useful aids in an emergency. The integrated small component inserts means that the dressings are clearly laid out, they are easy to see and are quickly to hand if required. This helps you to stay calm and retain your composure even in difficult situations.



	Product description	Article no.
	L-BOXX 102 G4 first aid Dimensions (WxDxH): 444 x 360 x 118 mm Weight: 2.99 kg L-BOXX 102 G4 first aid with contents as per DIN 13157.	1000011313
	i-BOXX 72 G car first-aid kit DIN13164 Dimensions (WxDxH): 367 x 316 x 72 mm Weight: 1.37 kg i-BOXX 72 G with contents as per DIN 13164 (car first-aid kit).	1000011392
	i-BOXX 72 G work first-aid kit DIN13157 Dimensions (WxDxH): 367 x 316 x 72 mm Weight: 1.47 kg The i-BOXX 72 G with contents as per DIN13157 (work first-aid kit) suitable for use in industry, on building sites or even in schools and nursery schools.	1000011391
	First aid contents as per DIN 13157 Contents as per DIN 13157 (work first-aid kit).	6000001129

Safety and first aid – for all eventualities



Beacons

The Sortimo beacons raise awareness in the danger area and thus increase safety in deployment both during the day and at night. The yellow flashing light is used specially to warn about hazards (see § 38 StVO). Sortimo offers various different options for construction - fixed in the vehicle, installation on a plug base or telescopic masts and, for flexible use, fixing by magnetic holder.



	Product description	Article no.
	<p>LED beacon, yellow 10-30 V fixed installation</p> <p>Dimensions (WxDxH): 155 x 155 x 185 mm Weight: 0.8 kg</p> <p>Operating voltage: 10-30 VDC Protection rating: IP 67 Height: 141 mm Number of double flashes: 120 per minute</p> <p>Fixing: fixed installation on the vehicle roof (B1 type in accordance with DIN 14620) Operating temperature: -40 to +70 °C Diameter: 154 mm</p> <p>Complies with the stipulations of ECE R65 E04 006598 and ECE R10-04.</p>	6000002369
	<p>LED beacon yellow, 10-30 V plug socket</p> <p>Dimensions (WxDxH): 155 x 155 x 235 mm Weight: 0.84 kg</p> <p>Operating voltage: 10-30 VDC Protection rating: IP 67 Height: 198 mm Number of double flashes: 120 per minute</p> <p>Fixing: plug socket type A Ø 24 mm in accordance with DIN 72591 Operating temperature: -40 to +70 °C Diameter: 149 mm</p> <p>Complies with the stipulations of ECE R65 E04 006598 and ECE R10-04.</p>	6000002370
	<p>LED warning beacon yellow 10-30 V magnetic base</p> <p>Dimensions (WxDxH): 186 x 186 x 165 mm Weight: 1.39 kg</p> <p>Operating voltage: 10-30 VDC Protection rating: IP 67 Diameter: 183 mm Number of double flashes: 120 per minute</p> <p>Fixing: via magnetic base Operating temperature: -40 to +70°C Line: spiral cable with socket Connection: on-board socket / cigarette lighter</p> <p>Complies with the stipulations of ECE R65 E04 006598 and ECE R10-04.</p>	6000002371
	<p>Base LED beacon</p> <p>Dimensions (WxDxH): 170 x 170 x 16 mm</p> <p>Levelling wedge (2-14 mm) for levelling the roof inclination for fixed installation. (Hole pattern 130 mm) Suitable for all LED beacons yellow 10-30 V fixed installation.</p>	6000002372






Sortimo TopSystem
from page 255





Safety and first aid – for all eventualities



Warning accessories

The Sortimo warning accessories optimise protection in dangerous situations or in darkness on the road. The allocation of signal colours increases the awareness with other road users, thus increasing road safety.

	Product description	Article no.
	<p>Traffic cone lashing kit Dimensions (WxDxH): 170 x 80 x 45 mm Weight: 0.4 kg Lashing kit for fixing 1-5 cones in the vehicle. (Traffic cones not included in the scope of supply). The strap length is 1.63 m.</p>	80711137
	<p>Car fire extinguisher 2kg Dimensions (WxDxH): 370 x 155 x 108 mm Weight: 3.9 kg Height: 370 mm, Width: 155 mm, Diameter: 108 mm, Operating weight: 3.9 kg Powder fire extinguisher for fire classification ABC, high level of functional security thanks to inset pressure cartridge.</p>	80713032
	<p>Car fire extinguisher 6 kg incl. holder Dimensions (WxDxH): 440 x 225 x 155 mm Weight: 8.1 kg Height: 520 mm, Width: 240 mm, Diameter: 155 mm, Operating weight: 9.6 kg Stored pressure fire extinguisher incl. holder for fire classification ABC, suitable for use on electronic devices up to 1,000 Volts.</p>	80713070

	Product description	Article no.
	<p>High visibility jacket A high visibility jacket in a signal colour with reflective stripes helps you to stand out in dangerous situations or in the dark while in traffic. The high visibility jacket fulfils the requirements of EN471 and DIN 30711. (One size fits all)</p>	80720009
	<p>Reflective warning tape pointing left Dimensions (WxDxH): 9,000 x 141 x 0 mm Weight: 0.5 kg Self-adhesive films with diagonal lines from bottom left to right top (towards the side of the vehicle). Width: 141 mm, length: 9 m</p>	600000018
	<p>Reflective warning tape pointing right Dimensions (WxDxH): 9,000 x 141 x 0 mm Weight: 0.5 kg Self-adhesive films with diagonal lines from top left to bottom right (towards the side of the vehicle). Width: 141 mm, length: 9 m</p>	600000019
	<p>Warning labels set for vehicles DIN 30710 Dimensions (WxDxH): 562 x 141 x 1 mm Weight: 0.10 kg Warning labels set (4-part) for common vehicle types in accordance with DIN 30710. Minimum marking and BAST certified in accordance with DIN 30710 Type II. Quick and easy installation in the vehicle with high-reflection power for your safety.</p>	1000002178



The SR5 organisational system.

SR-BOXX



Optimum utilisation of storage space through standing and suspended positioning



Transparent lid provides protection and visibility of contents



Convenient access, thanks to pull-out function and flap lid



Individual organisation using dividers

SR-BOXX – The organisational system for SR5.



	S	M	XM	L	XL
03					
04					
05					

Labelling from Page 287

SR-BOXXes

SR-BOXXes are ideal for stowing small components and tools. The BOXXes can be integrated on, and under, the shelves in the van racking using the plastic slides. Optional subdivision options provide even greater organisation. Label clips can be used on the front of the SR-BOXXes to apply mySortimo labels to the BOXXes. The contents of the BOXXes can be categorised using differently coloured labelling.

SR-BOXXes without lid	Technical details	Description	Article no.
SR-BOXX 03-8 M	Dimensions: 243 x 140 x 128 mm Weight: 0.29 kg	The interior space can be divided across the depth using a 00-8 M divider.	6000011426
SR-BOXX 03-8 L	Dimensions: 243 x 292 x 128 mm Weight: 0.48 kg	The interior space can be divided across the depth using a 00-8 L divider.	6000011427
SR-BOXX 23-8 XL	Dimensions: 243 x 443 x 128 mm Weight: 0.68 kg	The interior space can be divided widthways with up to two 03-8 XL dividers.	6000011428
SR-BOXX 04-6 S	Dimensions: 347 x 140 x 94 mm Weight: 0.34 kg	The interior space can be divided across the depth using a 00-6 S divider.	6000011429
SR-BOXX 04-8 M	Dimensions: 347 x 140 x 128 mm Weight: 0.41 kg	The interior space can be divided across the depth using up to three 00-8 M dividers.	6000011430
SR-BOXX 04-8 XM	Dimensions: 347 x 200 x 128 mm Weight: 0.46 kg	The interior space can be divided across the depth using up to three 00-8 XM dividers.	6000012238
SR-BOXX 04-8 L	Dimensions: 347 x 292 x 128 mm Weight: 0.64 kg	The interior space can be divided across the depth using up to three 00-8 L dividers.	6000011431
SR-BOXX 24-8 XL	Dimensions: 347 x 443 x 128 mm Weight: 0.87 kg	The interior space can be divided widthways with up to two 04-8 XL dividers.	6000011432
SR-BOXX 05-10 M	Dimensions: 451 x 140 x 162 mm Weight: 0.61 kg	The interior space can be divided across the depth using up to four 00-10 M dividers.	6000011433
SR-BOXX 05-10 L	Dimensions: 451 x 292 x 162 mm Weight: 0.9 kg	The interior space can be divided across the depth using up to four 00-10 L dividers.	6000011434

SR-BOXX dividers

Sub-sections within the BOXXes are created using dividers and separating panels for the SR-BOXXes. This allows you to transport small components that are required for work together in a BOXX to site.



	Technical details	Fits ...	Article no.
Divider for SR-BOXX 00-6 S	Dimensions: 14 x 120 x 74 mm Weight: 0.05 kg	SR-BOXX 04-6 S	6000011618
Divider for SR-BOXX 00-8 M	Dimensions: 14 x 120 x 109 mm Weight: 0.05 kg	SR-BOXX 03-8 M, SR-BOXX 04-8 M	6000011619
Divider for SR-BOXX 00-10 M	Dimensions: 14 x 120 x 143 mm Weight: 0.05 kg	SR-BOXX 05-10 M	6000011620
Divider for SR-BOXX 00-8 XM	Dimensions: 177 x 109 x 14 mm Weight: 0.05 kg	SR-BOXX 04-8 XM	6000012239
Divider for SR-BOXX 00-8 L	Dimensions: 14 x 272 x 112 mm Weight: 0.05 kg	SR-BOXX 03-8 L, SR-BOXX 04-8 L	6000011621
Divider for SR-BOXX 00-10 L	Dimensions: 14 x 272 x 146 mm Weight: 0.05 kg	SR-BOXX 05-10 L	6000011622
Divider for SR-BOXX 03-8 XL SR5	Dimensions: 194 x 2 x 112 mm Weight: 0.0 kg	SR-BOXX 23-8 XL; for dividing the BOXX across the width.	1000012505
Divider for SR-BOXX 04-8 XL SR5	Dimensions: 298 x 2 x 112 mm Weight: 0.0 kg	SR-BOXX 24-8 XL; for dividing the BOXX across the width.	1000012506

SR-BOXX including insetbox set

The SR-BOXXes equipped with insetboxes ensure the secure and tidy transport of small component. The integrated divider guides, in conjunction with the dividers included in the set provide additional subdivision options, making them even more flexible and efficient.

	Product description	Article no.
	SR-BOXX 24-8 XL incl. IB set 6 pcs. H95 Dimensions (WxDxH): 347 x 443 x 128 mm Weight: 1.92 kg 6-12 subdivision options for height 95 mm (2 x IB 1.5x4, 2 x IB 2x2, 2 x IB 2x6, 2 x DI IB 1.5x4, 2 x DI IB 1x0, 2 x DI IB 2x0).	1000012524
	Insetbox set without SR-BOXX	1000012905
	SR-BOXX 24-8 XL incl. IB set 9 pcs. H95 S Dimensions (WxDxH): 347 x 443 x 128 mm Weight: 1.97 kg 9-15 subdivision options for height 95 mm (2 x IB 1.5x4, 4 x IB 2x2, 1 x IB 1x4, 2 x IB 2x3, 2 x DI IB 1.5x4, 2 x DI IB 1x0, 2 x DI IB 2x0).	1000012525
	Insetbox set without SR-BOXX	1000012906
	SR-BOXX 24-8 XL incl. IB set 10 pcs. H95 Dimensions (WxDxH): 347 x 443 x 128 mm Weight: 1.96 kg 10-16 subdivision options for height 95 (2 x IB 1.5x4, 8 x IB 2x2, 2 x DI IB 1.5x4, 2 x DI IB 1x0, 2 x DI IB 2x0).	1000012526
	Insetbox set without SR-BOXX	1000012907

Insetboxes from Page 153

SR-BOXX – The organisational system for SR5.



Lid for SR-BOXX

The transparent lid closes the SR-BOXX dust-tight, and protects the contents from dirt. The transparent design provides for a constant overview of the contents. On the one hand, this minimises the time you spend searching for materials and consumables, at the same time allowing stock levels of small components to be determined at a glance. You can see earlier when you need to re-order, thereby avoiding costly downtimes.

Product description	Fits ...	Article no.
Lid for SR-BOXX 03 M	SR-BOXX 03-8 M	6000011654
Lid for SR-BOXX 03 L	SR-BOXX 03-8 L	6000011655
Lid for SR-BOXX 23 XL	SR-BOXX 23-8 XL	6000011656
Lid for SR-BOXX 04 S/M	SR-BOXX 04-6 S, SR-BOXX 04-8 M	6000011658
Lid for SR-BOXX 04 L	SR-BOXX 04-8 L	6000011659
Lid for SR-BOXX 24 XL	SR-BOXX 24-8 XL	6000011660
Lid for SR-BOXX 05 M	SR-BOXX 05-10 M	6000011661
Lid for SR-BOXX 05 L	SR-BOXX 05-10 L	6000011662



Transparent lid protects contents and provides visibility of the contents at all times



Quick access to contents – even within the rack – thanks to the flap lid

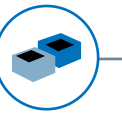


Main lid permits access to all contents, e.g. for refilling

SR-BOXXes with lid

The SR-BOXXes with lid already include the matching transparent lid for optimum protection of the contents.

	Product description	Dimensions (WxDxH) / weight	Article no.
	SR-BOXX 03-8 M with lid	Dimensions: 243 x 140 x 136 mm Weight: 0.42 kg	1000012279
	SR-BOXX 03-8 L with lid	Dimensions: 243 x 292 x 136 mm Weight: 0.67 kg	1000012280
	SR-BOXX 23-8 XL with lid	Dimensions: 243 x 443 x 136 mm Weight: 0.95 kg	1000012281
	SR-BOXX 04-6 S with lid	Dimensions: 347 x 140 x 102 mm Weight: 0.47 kg	1000012282
	SR-BOXX 04-8 M with lid	Dimensions: 347 x 140 x 136 mm Weight: 0.54 kg	1000012283
	SR-BOXX 04-8 L with lid	Dimensions: 347 x 292 x 136 mm Weight: 0.77 kg	1000012284
	SR-BOXX 24-8 XL with lid	Dimensions: 347 x 443 x 136 mm Weight: 1.23 kg	1000012285
	SR-BOXX 05-10 M with lid	Dimensions: 451 x 140 x 170 mm Weight: 0.84 kg	1000012286
	SR-BOXX 05-10 L with lid	Dimensions: 451 x 292 x 170 mm Weight: 1.22 kg	1000012287



Small aids for great organisation.

Insetboxes




Save time with a clear overview



Colour-coded labelling for greater organisation

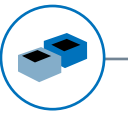





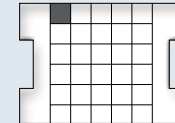





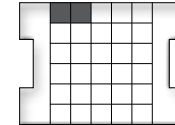
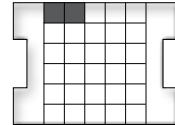





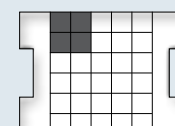






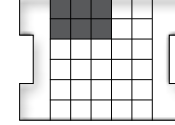
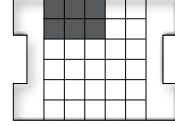





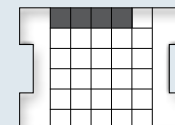


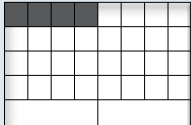



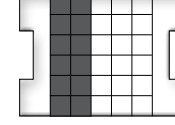
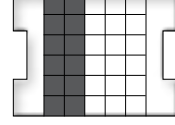




Individual organisation and easy removal of small parts



Flexibility thanks to many different subdivision options

Insetboxes – Small aids for great organisation.



	Insetbox height 31 mm	Insetbox height 63 mm	Insetbox height 95 mm	Metal case / T-BOXX G	L-BOXX G4 series	L-BOXX G series	i-BOXX G	SR-BOXX 24-8 XL
1x1	 <p>Insetbox 1x1 H31 Part no. 6000010900 PU: 288 pieces 30% discount</p>	 <p>Insetbox 1x1 H63 Part no. 6000010903 PU: 144 pieces 60 % discount</p>						
1x2	 <p>Insetbox 1x2 H31 Part no. 6000010901 PU: 144 pieces 30% discount</p>	 <p>Insetbox 1x2 H63 Part no. 6000010904 PU: 72 pieces 50 % discount</p>						
2x2	 <p>Insetbox 2x2 H31 Part no. 6000010902 PU: 72 pieces 30% discount</p>	 <p>Insetbox 2x2 H63 Part no. 6000010905 PU: 36 pieces 30% discount</p>	 <p>Insetbox 2x2 H95 Part no. 6000010916 PU: 24 pieces 30% discount</p>					
2x3		 <p>Insetbox 2x3 H63 Part no. 6000010907 PU: 24 pieces 30% discount</p>	 <p>Insetbox 2x3 H95 Part no. 6000010918 PU: 16 pieces 30% discount</p>					
1x4		 <p>Insetbox 1x4 H63 Part no. 6000010906 PU: 36 pieces 30% discount</p>	 <p>Insetbox 1x4 H95 Part no. 6000010919 PU: 24 pieces 30% discount</p>					
2x6		 <p>Insetbox 2x6 H63 Part no. 6000010908 PU: 12 pieces 30% discount</p>	 <p>Insetbox 2x6 H95 Part no. 6000010920 PU: 8 pieces 30% discount</p>					
Dividers		 <p>Divider insetbox 1x0 H63 Part no. 6000010921</p>	 <p>Divider insetbox 1x0 H95 Part no. 6000010923</p>					
		 <p>Divider insetbox 2x0 H63 Part no. 6000010922</p>	 <p>Divider insetbox 2x0 H95 Part no. 6000010924</p>					

Thanks to the **insetboxes of height 31 mm**, the respective intermediate floors for cases, L-BOXXes and T-BOXXes can be filled, thereby allowing safe storage and transportation of small components on two levels.

The **insetboxes with a height of 63 mm** fit in all cases and BOXXes and can be subdivided further with dividers as of a grid size of 1x2. This height is ideal for sorting your small components and consumables and increasing organisation.


The **insetbox height of 95 mm** was developed specifically for the L-BOXX 136 G4, the metal case KM 330 and the drawer height 8 and higher. The insetboxes can be subdivided as desired with dividers. They can safely store large quantities of small components as well as larger consumables.

Preconfigured insetbox sets immediately at the respective case or BOXX.

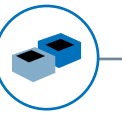
Labels for individual design and better overview from Page 287.

Insetbox 1x1 H63

- 1x1** Width: 52 mm
Length: 52 mm
1 IB grid = 52 mm
- H63** Height: 63 mm



Insetboxes – Small aids for great organisation.



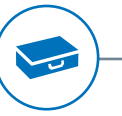
	Insetbox height 63 mm	Insetbox height 95 mm	L-BOXX G4 series	L-BOXX G series	i-BOXX G	SR-BOXX 24-8 XL
U3	 <p>Insetbox U3 H63 G Part no. 6000010910 PU: 17 pieces 30% discount</p>					
Ux6	 <p>Insetbox Ux6 H63 Part no. 6000010912 PU: 15 pieces 30% discount</p>	 <p>Insetbox Ux6 H95 Part no. 6000010913 PU: 10 pieces 30% discount</p>				
1.5x4		 <p>Insetbox 1.5x4 H95 Part no. 6000011740 PU: 16 pieces 30% discount</p>				
1.5x5	 <p>Insetbox 1.5x5 H63 Part no. 6000010909 PU: 18 pieces 30% discount</p>					
Dividers	 <p>Divider insetbox U3 H63 G Part no. 6000010911</p>					
	 <p>Divider insetbox Ux6 H63 Part no. 6000010915</p>	 <p>Divider insetbox Ux6 H95 Part no. 6000010917</p>				
		 <p>Divider insetbox 1.5x4 H95 Part no. 6000011741</p>				



Cases and BOXes

The **insetboxes with a height of 63 mm** fit in all cases and BOXes and can be subdivided further with dividers as of a grid size of 1x2. This height is ideal for sorting your small components and consumables and increasing organisation.

The **insetbox height of 95 mm** was developed specifically for the L-BOXX 136 G4, the metal case KM 330 and the drawer height 8 and higher. The insetboxes can be subdivided as desired with dividers. They can safely store large quantities of small components as well as larger consumables.



The sturdy case for tough everyday use.

Metal cases



Simplified working through one-handed operation



Interior with customised subdivision



Integration in all Sortimo transport solutions possible




Foam insert in the lid prevents mixing of small parts

Metal case – The sturdy case for tough everyday use.



The metal case

The legendary metal case from Sortimo – a classic continuously developed further since 1973. Available in four different sizes, it offers the ultimate in work convenience for various fields of use.



Metal case KM (small components case)

The small components case (KM) has an insetbox set that makes it possible to store small parts tidily and allow quick access to them. The layout of the insetboxes can be rearranged as required, it is also possible to remove individual insetboxes. Sortimo also offers adhesive labels in various colours for individual labelling.

from Page 162



Metal case WM (tool case)

The tool case (WM) uses a divider insert to allow free positioning of dividers for individual subdivision of the interior. This means that equipment is always securely stowed away and power tools are transported safely. The dividers come in predefined sets, but also allow individual combination for your own configuration.

from Page 169




Metal case DK (nozzle case)

The nozzle case (DK) with foam insert is designed specifically for heating burner nozzles. It is the ideal solution for safe and protected transport of burner nozzles and lets you see immediately when the stock levels start to fall.

from Page 165

Metal case – The sturdy case for tough everyday use.



Metal case KM (small components case)

Empty small components cases can be equipped with insetboxes as daily needs require.

Designation	Dimensions (WxDxH) / weight	Product description	Article no.
1 Metal case KM 320	Dimensions: 440 x 330 x 66 mm Weight: 2.6 kg	Metal case for storing insetboxes height 63 mm. (Optional combination of insetbox heights 31 mm / 31 mm in conjunction with an intermediate floor)	5228000
2 Metal case KM 330	Dimensions: 440 x 330 x 100 mm Weight: 3.0 kg	Metal case for storing insetboxes height 95 mm. (Optional combination of insetbox heights 63 mm / 31 mm in conjunction with an intermediate floor)	5228390
3 Metal case KM 340	Dimensions: 440 x 330 x 130 mm Weight: 3.52 kg	Metal case for storing insetboxes. (Optional combination of insetbox heights 31 mm / 95 mm as well as 63 mm / 63 mm in conjunction with an intermediate floor)	5228550
4 Metal case KM 350	Dimensions: 440 x 330 x 170 mm Weight: 3.68 kg	Metal case for storing insetboxes. (Optional combination of insetbox heights 63 mm / 95 mm in conjunction with an intermediate floor)	5228710



All insetboxes from size 1 x 2 can be further subdivided.

Metal case KM 320

The following pre-configured sets with insetboxes are available to you for the daily challenges in storage and safe transport of small parts.






Product description	Article no.
  <p>Metal case KM 321 incl. 8 insetboxes H63 Dimensions (WxDxH): 440 x 330 x 66 mm Weight: 3.59 kg Metal case with 8-16 subdivision options for height 63 mm (8x IB 2x3, 4x DIV IB 2x0, 4x DIV IB 1x0).</p>	1000011066
<p>Insetbox set without metal case</p>	1000011038
  <p>Metal case KM 321 incl. 12 insetboxes H63 Dimensions (WxDxH): 440 x 330 x 66 mm Weight: 3.65 kg Metal case with 24-32 subdivision options for height 63 mm (12x IB 2x2, 4x DIV IB 2x0, 4x DIV IB 1x0).</p>	1000011065
<p>Insetbox set without metal case</p>	1000011039
  <p>Metal case KM 321 incl. 23 insetboxes H63 Dimensions (WxDxH): 440 x 330 x 66 mm Weight: 3.76 kg Metal case with 23-31 subdivision options for height 63 mm (12x IB 1x1, 6x IB 1x2, 3x IB 2x2, 2x IB 2x3, 4x DIV IB 2x0, 4x DIV IB 1x0 H63).</p>	1000011067
<p>Insetbox set without metal case</p>	1000011030
  <p>Metal case KM 321 incl. 24 insetboxes H63 Dimensions (WxDxH): 440 x 330 x 66 mm Weight: 3.75 kg Metal case with 24-28 subdivision options for height 63 mm (24x IB 1x2, 4x DIV IB 1x0).</p>	1000011064
<p>Insetbox set without metal case</p>	1000012358
  <p>Metal case KM 321 incl. 48 insetboxes H63 Dimensions (WxDxH): 440 x 330 x 66 mm Weight: 3.88 kg Metal case with 48 subdivision options at height 63 mm (48x IB 1x1).</p>	1000011063
<p>Insetbox set without metal case</p>	1000012357

Metal case – The sturdy case for tough everyday use.






Metal case KM 330

Our new insetbox height of 95 mm is ideal for larger consumables and a large number of specific small parts. Various combinations of insetbox heights of 31 mm, 63 mm and 95 mm are also possible for the metal case 330.

Product description		Article no.
 	Metal case KM 332 incl. 8 insetboxes H95 Dimensions (WxDxH): 440 x 330 x 100 mm Weight: 4.41 kg 8-16 subdivision options at height 95 mm (6x IB 2x2, 2x IB 2x6, 4x DIV IB 2x0, 4x DIV IB 1x0).	1000011070
	Insetbox set without metal case	1000011041
  	Metal case KM 332 including insetbox set H31 and H63 Dimensions (WxDxH): 440 x 330 x 100 mm Weight: 5.41 kg 53-61 subdivision options on 2 levels (upper height 31 mm: 18x IB 1x1, 9x IB 1x2, 3x IB 2x2; lower height 63 mm: 12x IB 1x1, 6x IB 1x2, 3x IB 2x2, 2x IB 2x3, 4x DIV IB 2x0, 4x DIV IB 1x0).	1000011068
	Intermediate floor without metal case and insetboxes	5232816


Metal case KM 340

It is possible to protect and transport a multitude of small parts on two levels in just one metal case. Combinations of the insetbox heights 31 mm / 95 mm and 63 mm / 63 mm with the corresponding intermediate floors are possible here.

Product description		Article no.
  	Metal case KM 342 incl. 2 insetbox sets H63 Dimensions (WxDxH): 440 x 330 x 130 mm Weight: 6.42 kg 46-54 subdivision options on 2 levels at height 63 mm (upper: 12x IB 1x1, 6x IB 1x2, 3x IB 2x2, 2x IB 2x3; lower: 12x IB 1x1, 6x IB 1x2, 3x IB 2x2, 2x IB 2x3, 4x DIV IB 2x0, 4x DIV IB 1x0).	1000011069
	Intermediate floor without metal case and insetboxes	5232823

Metal case DK 321

The special case for the HVAC trade for organised transport of heating burner nozzles.

Product description		Article no.
	Metal case DK 321 Dimensions (WxDxH): 440 x 330 x 66 mm Weight: 3.89 kg Metal case for the HVAC industry for storing heating burner nozzles. (165 nozzles, Ø 22 mm)	5228338
	Foam insert without metal case	5200532







Labelling from Page 287



Further insetbox sets

Insetbox sets in a height of 63 mm are ideal for the metal case KM 320 – and in a height of 95 mm, perfect for the metal case KM 330.

Designation	Dimensions (WxDxH) / weight	Product description	Article no.
Insetbox set 4 pcs. H63	 Dimensions: 418 x 314 x 63 mm Weight: 0.82 kg	4-12 subdivision options for height 63 mm (4x IB 2x6, 4x DIV IB 1x0, 4x DIV IB 2x0).	1000011037
Insetbox set 16 pcs. H63	 Dimensions: 418 x 314 x 63 mm Weight: 0.97 kg	16-24 subdivision options for height 63 mm (6x IB 1x1, 4x IB 1x2, 2x IB 2x2, 1x IB 2x3, 2x IB 1x4, 1x IB 2x6, 4x DIV IB 1x0, 4x DIV IB 2x0).	1000011040
Insetbox set 4 pcs. H95	 Dimensions: 418 x 314 x 97 mm Weight: 1.09 kg	4-8 subdivision options for height 95 mm (4x IB 2x6, 4x DIV IB 2x0).	1000011111
Insetbox set 9 pcs. H95	 Dimensions: 418 x 314 x 97 mm Weight: 1.23 kg	9-17 subdivision options for height 95 mm (4x IB 2x2, 2x IB 2x3, 2x IB 1x4, 1x IB 2x6, 4x DIV IB 1x0, 4x DIV IB 2x0).	1000011112


Metal case – The sturdy case for tough everyday use.




Single divider insert

The divider inserts enable dividers and slotted dividers to be fixed inside the case – available for all case heights.

Designation	Dimensions (WxDxH) / weight	Product description	Article no.
Divider insert 320	Dimensions: 420 x 45 x 30 mm Weight: 0.12 kg	Suitable for metal case 320 (case height 66 mm).	49232960
Divider insert 330	Dimensions: 430 x 80 x 35 mm Weight: 0.22 kg	Suitable for metal case 330 (case height 100 mm).	49232977
Divider insert 340	Dimensions: 32 x 420 x 107 mm Weight: 0.32 kg	Suitable for metal case 340 (case height 130 mm).	49232984
Divider insert 350	Dimensions: 420 x 145 x 3 mm Weight: 0.42 kg	Suitable for metal case 350 (case height 170 mm).	49232991



Grid foam insert

	Product description	Article no.
	<p>Grid foam insert Dimensions (WxDxH): 310 x 210 x 60 mm Weight: 0.1 kg Grid foam insert for all metal cases (2 pieces per case) with detachable foam blocks (15 x 15 mm).</p>	5200709











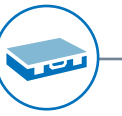
Metal case – The sturdy case for tough everyday use.



Dividers and slotted dividers

Sortimo offers a choice between various dividers per case height for individual subdivision of the interior.

				
	Metal case WM 320	Metal case WM 330	Metal case WM 340	Metal case WM 350
	Slotted divider 309x62 for metal case WM 320/321 Part no. 5267641	Slotted divider 309x93 for metal case WM 330/331 Part no. 5267740	Slotted divider 309x127 for metal case WM 340/341 Part no. 5267849	Slotted divider 309x161 for metal case WM 350/351 Part no. 5267948
	Slotted divider for subdividing the metal case across the width and for attaching dividers.			
	Divider 145x62 for metal case WM 320/321 Part no. 5267603	Divider 145x93 for metal case WM 330/331 Part no. 5267702	Divider 145x127 for metal case WM 340/341 Part no. 5267801	Divider 145x161 for metal case WM 350/351 Part no. 5267900
	Divider (1/3 case width) for subdividing the metal case across the depth, in combination with the respective slotted divider.			
	Divider 262x62 for metal case WM 320/321 Part no. 5267610	Divider 262x93 for metal case WM 330/331 Part no. 5267719	Divider 262x127 for metal case WM 340/341 Part no. 5267818	Divider 262x161 for metal case WM 350/351 Part no. 5267917
	Divider (2/3 case width) for subdividing the metal case across the depth, in combination with the respective slotted divider.			
	Divider 415x62 suitable for metal case WM 320 Part no. 5267634	Divider 415x93 suitable for metal case WM 330 Part no. 5267733	Divider 415x127 suitable for metal case WM 340 Part no. 5267832	Divider 415x161 suitable for metal case WM 350 Part no. 5267931
	Divider 415x62 for metal case WM 320. Divider to subdivide the metal case across the depth.			



The champion in organisation.

T-BOXX G



Small components
in view at all times



Easy to carry
with a rubberised grip



Cost-savings due
to long service life



Flexibility via the removal
of individual insetboxes

T-BOXX G – The champion in organisation.




T-BOXX G including insetbox set

The T-BOXX G not only gives you a clear view of what you have got with you, but also allows convenient and safe transport of small parts to every place of use. The optimal insetbox height for the T-BOXX G is 63 mm – in combination with an intermediate floor, two levels with an insetbox height of 31 mm are also possible.

	Product description	Article no.
	T-BOXX G empty Dimensions (WxDxH): 442 x 351 x 80 mm Weight: 1.59 kg T-BOXX G, empty for individual equipping.	6000010978
	T-BOXX G incl. 4 insetboxes H63 Dimensions (WxDxH): 440 x 350 x 80 mm Weight: 2.33 kg 4-12 subdivision options for height 63 mm (4x IB 2x6, 4x DIV IB 1x0, 4x DIV IB 2x0).	6000010984
	Insetbox set without T-BOXX G	1000011037
	T-BOXX G incl. 8 insetboxes H63 Dimensions (WxDxH): 440 x 350 x 80 mm Weight: 2.35 kg 8-16 subdivision options for height 63 mm (8x IB 2x3, 4x DI IB 1x0, 4x DI IB 2x0).	6000010983
	Insetbox set without T-BOXX G	1000011038
	T-BOXX G incl. 12 insetboxes H63 Dimensions (WxDxH): 440 x 350 x 80 mm Weight: 2.42 kg 12-20 subdivision options for height 63 mm (12x IB 2x2, 4x DIV IB 1x0, 4x DIV IB 2x0).	6000010982
	Insetbox set without T-BOXX G	1000011039
	T-BOXX G incl. 16 insetboxes H63 Dimensions (WxDxH): 440 x 350 x 80 mm Weight: 2.48 kg 16-24 subdivision options for height 63 mm (6x IB 1x1, 4x IB 1x2, 2x IB 2x2, 2x IB 1x4, 1x IB 2x3, 1x IB 2x6, 4x DIV IB 1x0, 4x DIV IB 2x0).	6000010981
	Insetbox set without T-BOXX G	1000011040

	Product description	Article no.
	T-BOXX G incl. 23 insetboxes H63 Dimensions (WxDxH): 440 x 350 x 80 mm Weight: 2.53 kg 23-31 subdivision options for height 63 mm (12x IB 1x1, 6x IB 1x2, 3x IB 2x2, 2x IB 2x3, 4x DIV IB 1x0 H63, 4x DIV IB 2x0).	6000010980
	Insetbox set without T-BOXX G	1000011030
	T-BOXX G incl. 45 insetboxes H31 Dimensions (WxDxH): 440 x 350 x 80 mm Weight: 3.25 kg 45 subdivision options on 2 levels at height 31 mm (upper: 22x IB 1x1, 11x IB 1x2; lower: 12x IB 2x2) and box insert 31 mm.	1000011129
	Intermediate floor without T-BOXX G	1000011084
	T-BOXX G incl. 48 insetboxes H63 Dimensions (WxDxH): 440 x 350 x 80 mm Weight: 2.64 kg 48 subdivision options for height 63 mm (48x insetbox 1x1).	6000010979
	Insetbox set without T-BOXX G	1000012357
	T-BOXX G incl. IB set 24 pcs. H63 Dimensions (WxDxH): 0 x 0 x 0 mm Weight: 0.00 kg 24-28 subdivision options for height 63 mm (24x IB 1x2, 4x DIV IB 1x0).	6000012300

T-BOXX G hook-in adapter

	Product description	Article no.
	T-BOXX G hook-in adapter SET Dimensions (WxDxH): 215 x 155 x 30 mm Weight: 0.30 kg The T-BOXX G hook-in adapter for securing a T-BOXX G to the Sortimo perforated aluminium grid or to a flat surface.	6000011351

Tool tray inlays – High-quality tool sets from Gedore.



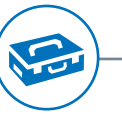
The tool tray insert can be integrated optimally in the T-BOXX G and metal case WM 320. The format of the insert corresponds to the Sortimo insetbox grid 3x6 and 6x6 respectively and can thus be combined optimally with insetboxes. The tools are transported safely and tidily in the foam insert. Furthermore, it is in two colours so that you can immediately see if tools are missing. The material of the insert is resistant to oils and greases, and is easy to clean with water.

	Product description	Article no.
	Gedore range of pliers in tool tray inlay 3x6 Dimensions (WxDxH): 157 x 310 x 35 mm Weight: 1.22 kg including universal pliers 142 10 JC; power combination pliers 8250-180 JC; flat round pliers 8132-160 JC; power side cutters 8316-160 JC.	6000010782
	Gedore set of sockets 1/2" hexagon in tool tray inlay 3x6 Dimensions (WxDxH): 157 x 310 x 35 mm Weight: 2.79 kg including socket inserts 10 mm - 24 mm; 26 mm; 27 mm; 28 mm; 30 mm; 32 mm; screwdriver inserts IN19 6; 7; 8; 9; 10; 12; 14.	6000010783
	Gedore socket wrench assortment 1/4" in tool tray inlay 3x6 Dimensions (WxDxH): 157 x 310 x 35 mm Weight: 0.84 kg including socket inserts 4 mm - 14 mm; IN 20 screwdriver inserts 4, 5, 6, 8; screwdriver inserts T8, T9, T10, T15, T20, T25, T27, T30, T40; socket inserts TX E4, E5, E6, E7, E8, E10; cross handle 1/4"; extension; reversible ratchet; universal joint; square handle 1/4".	6000010786
	Gedore chisel assortment in tool tray inlay 3x6 Dimensions (WxDxH): 157 x 310 x 35 mm Weight: 1.42 kg including 100-12 centre punch; 99 12-5 drift; 97-250 flat chisel; 98-125 cross chisel; 119-1,5 split-pin driver; 119-3 split-pin driver; 119-4 split-pin driver; 600 H-300 mechanic's hammer.	6000010790
	Gedore double open-ended spanner set in tool tray inlay 3x6 Dimensions (WxDxH): 157 x 310 x 35 mm Weight: 1.44 kg including socket inserts 10 mm - 24 mm; 26 mm; 27 mm; 28 mm; 30 mm; 32 mm; screwdriver inserts IN19 6; 7; 8; 9; 10; 12; 14.	6000010791

	Product description	Article no.
	including accessories for socket inserts cross-handle 1/2" 1987; extension 1990-5; extension 1990-10; universal joint 1995; reversible ratchet 1/2" 1993 U-20.	6000010784
	Incl. double ring spanners 6x7 mm; 8x9 mm; 10x11 mm; 12x13 mm; 14x15 mm; 16x17 mm; 18x19 mm; 20x22 mm.	6000010785
	including 3K screwdriver 4, 5.5, 6.5, 8; screwdriver PZ1; screwdriver PZ2.	6000010787
	including 3K screwdriver TORX T8, T10, T15, T20, T25, T30.	6000010788
	including socket inserts 6 mm - 19 mm; screwdriver inserts 4, 5, 6, 8, 10; cross-handle 3/8"; 3090-5 extension; 3090-10 extension; U-10 reversible ratchet; universal joint.	6000010789
	Including open-ended spanners with ring ratchet 8 mm; 10 mm; 12 mm; 13 mm; 14 mm; 15 mm; 16 mm; 17 mm; 18 mm; 19 mm.	6000010792
	including installation pliers A 1; A 2; A 21; J 1; J 2; J 21.	6000010793
	including screwdriver inserts IN 19 6, 7, 8, 10, 12, 14 and screwdriver inserts IN 19 L 6-140, 7-140, 8-140, 9-140, 10-140, 12-140, 14-140.	6000010794
	including 142 10 JC universal pliers; VDE 8250-180 H power combination pliers and VDE 8132-160 H VDE flat round pliers.	6000010795
	including VDE 2170 screwdriver 4 mm; 5.5 mm; 6.5 mm; 8 mm and VDE 2160 screwdriver PZ1 and PZ2.	6000010796
	including ring open-ended spanners (7) 6 mm - 22 mm and PH 42-88 angle screwdriver kit.	6000010798
	including ring open-ended spanners (1B) 6 mm - 21 mm.	6000010797



Also suitable for metal case WM 320.
(Metal case WM 321 without dividers)



The stacking champions for all-rounders.

L-BOXXes G/G4



Click system for secure combined transport



Safety through integration in Sortimo van racking systems



Organisation by means of colour-coded labelling



Anti-theft protection also with interconnected G4 L-BOXXes

L-BOXXes G/G4 – The stacking champions for all-rounders.



Insetboxes

Thanks to the insetbox grid on the bottom of the L-BOXX 102 G4 and L-BOXX 136 G4, insetboxes can be arranged individually and removed at any time when needed. Small components are transported safely and stock levels are visible at all times. The insetboxes can also be integrated in the L-BOXX 238 G and L-BOXX 374 G using an intermediate floor.

from Page 181



Mobility

Sortimo offers a range of transport options to optimise trips to work – naturally tailored to meet everyday needs. The BOXXes range with mobility solutions not only saves time, but also increases efficiency when it comes to the transport of tools and materials. Stowed safely in the vehicle for an easy trip to the place of use.

from Page 197



L-BOXX inserts

To meet the daily challenges in the transport and storage of materials, Sortimo offers a range of inserts with which the L-BOXX G/G4 can be adapted to individual requirements. Sortimo thus offers the ideal storage solution and optimises work procedures for various applications.

from Page 188



Dividers

The many different divider combinations offer the optimum in tidiness and organisation. That allows effective work while simultaneously protecting the contents. Larger tools and work utensils are transported safely and stored tidily. The dividers are available individually or in a preconfigured set.

from Page 183



Tool storage

Tool modules enable tidy and structured storage of tools. Sortimo offers solutions for the interior as well as for the side tool cards on the outer side walls. This guarantees quick access and makes work procedures even more efficient, resulting in an immense saving of time in your routine daily work.

from Page 193



Worktops

The worktops can be fastened to the BOXX lids quickly and easily to convert the L-BOXX G/G4 to a mobile workplace for minor adaptations at the work site. Sortimo offers a choice of four different work tops.

from Page 200

L-BOXXes G/G4 – The stacking champions for all-rounders.



1

2

3

4

L-BOXXes empty

The practical L-BOXXes made of shock- and impact-resistant ABS plastic are available in four different sizes that are compatible with each other. The BOXXes can be equipped individually as required with insetboxes, dividers and various inserts.

Designation	Dimensions (WxDxH) / weight	Article no.
1 L-BOXX 102 G4	Dimensions: 444 x 360 x 118 mm Weight: 1.72 kg	6000010876
2 L-BOXX 136 G4	Dimensions: 444 x 360 x 152 mm Weight: 1.78 kg	6000010877
3 L-BOXX 238 G	Dimensions: 442 x 357 x 253 mm Weight: 2.8 kg	6000010992
4 L-BOXX 374 G	Dimensions: 442 x 357 x 389 mm Weight: 3.4 kg	6000010994



L-BOXX 102 G4 with insetbox set

Preconfigured L-BOXX 102 G4 with insetbox sets with a height of 63 mm and lid insert for tidy sorting of small components and consumables.







Product description		Article no.
	L-BOXX 102 G4 incl. 7 insetboxes H63 Dimensions (WxDxH): 444 x 360 x 118 mm Weight: 2.69 kg 7-13 subdivision options for height 63 mm (2x IB Ux6 incl. 2 DIV, 5x IB 2x3, 2x DIV IB 1x0, 2x DIV IB 2x0) and a lid insert.	1000011328
	Insetbox set without L-BOXX	1000011029
	L-BOXX 102 G4 incl. 8 insetboxes H63 Dimensions (WxDxH): 444 x 360 x 118 mm Weight: 2.71 kg 7-13 subdivision options for height 63 mm (2x IB Ux6 incl. 2 DIV, 5x IB 2x3, 2x DIV IB 1x0, 2x DIV IB 2x0) and a lid insert.	1000011314
	Insetbox set without L-BOXX	1000011033
	L-BOXX 102 G4 incl. 12 insetboxes H63 Dimensions (WxDxH): 444 x 360 x 118 mm Weight: 2.79 kg 12-22 subdivision options for height 63 mm (2x IB Ux6 incl. 2 DIV, 2x IB 1x1, 3x IB 1x2, 2x IB 2x2, 1x IB 2x3, 2x IB 1x4, 4x DIV IB 1x0, 4x DIV IB 2x0) and lid insert.	1000011315
	Insetbox set without L-BOXX	1000011031
	L-BOXX 102 G4 incl. 32 insetboxes H63 Dimensions (WxDxH): 444 x 360 x 118 mm Weight: 2.82 kg 32-34 subdivision options for height 63 mm (2x IB Ux6 incl. 2 DIV, 30x IB 1x1) and lid insert.	1000011316
	Insetbox set without L-BOXX	1000011032
	L-BOXX 102 G4 incl. 30 insetboxes H31/H63 Dimensions (WxDxH): 444 x 360 x 118 mm Weight: 3.31 kg 30-32 subdivision options on 2 levels (lower: 2x IB Ux6 H63 incl. 2 DIV, 6x IB 1x1 H31, 4x IB 1x2 H31, 4x IB 2x2 H31; upper: 6x IB 1x1 H31, 4x IB 1x2 H31, 4x IB 2x2 H31) and lid insert.	1000011317
	Intermediate floor without L-BOXX	1000011088

L-BOXXes G/G4 – The stacking champions for all-rounders.



L-BOXX 136 G4 with insetbox set

Preconfigured L-BOXX 136 G4 with insetbox sets with a height of 95 mm and lid insert for storage of large quantities of small components and consumables.






Product description		Article no.	
		L-BOXX 136 G4 incl. 6 insetboxes H95 Dimensions (WxDxH): 444 x 360 x 152 mm Weight: 3.11 kg 6-14 subdivision options for height 95 mm (2x IB Ux6 incl. 2 DIV, 3x IB 2x3, 1x IB 2x6, 2x DIV IB 1x0, 4x DIV IB 2x0) and a lid insert.	1000011333
		Insetbox set without L-BOXX	1000011034
		L-BOXX 136 G4 incl. 7 insetboxes H95 Dimensions (WxDxH): 444 x 360 x 152 mm Weight: 3.18 kg 7-15 subdivision options for height 95 mm (2x IB Ux6 incl. 2 DIV, 2x IB 2x2, 1x IB 2x3, 1x IB 1x4, 1x IB 2x6, 2x DIV IB 1x0, 4x DIV IB 2x0) and a lid insert.	1000011334
		Insetbox set without L-BOXX	1000011036
		L-BOXX 136 G4 incl. 8 insetboxes H95 Dimensions (WxDxH): 444 x 360 x 152 mm Weight: 3.14 kg 8-16 subdivision options for height 95 mm (2x IB Ux6 incl. 2 DIV, 3x IB 2x2, 3x IB 2x3, 2x DIV IB 1x0, 4x DIV IB 2x0) and a lid insert.	1000011335
		Insetbox set without L-BOXX	1000011035
		Lid insert EPP L-BOXX G4 Dimensions (WxDxH): 438 x 327 x 28 mm Weight: 0.07 kg The lid insert is suitable for the L-BOXX 102 G4 or 136 G4 and seals the top of the insetboxes or small component trays stored in the BOXX, preventing the contents from becoming mixed up.	1000011324



Insetboxes from Page 153

L-BOXX 238 G and L-BOXX 374 G with insetbox set (and divider set)

Preconfigured L-BOXX G with insetbox set (height 63 mm) on intermediate floor, a divider set with 4 different subdivision options and a lid insert. Combined transport of small components, tools and other work utensils is thus possible without problem.

Product description		Article no.	
		L-BOXX 238 G incl. divider set 4F and 12 insetboxes H63 Dimensions (WxDxH): 442 x 357 x 253 mm Weight: 5.2 kg Divider set (4 subdivisions), above 12-20 subdivision options for height 63 mm (2x IB U3 G incl. 2 DIV, 2x IB 1x1, 3x IB 1x2, 2x IB 2x2, 1x IB 2x3, 2x IB 1x4, 4x DIV IB 1x0, 2x DIV IB 2x0) and lid insert.	1000011141
		Intermediate floor without insetbox set and L-BOXX	1000011089
		Intermediate floor incl. insetbox set without L-BOXX	1000011148
		L-BOXX 374 G incl. divider set 4F and 12 insetboxes H63 Dimensions (WxDxH): 442 x 357 x 389 mm Weight: 6.5 kg Divider set (4 divisions), including 12-20 subdivision options for height 63 mm (2x IB U3 G incl. 2 DIV, 2x IB 1x1, 3x IB 1x2, 2x IB 2x2, 1x IB 2x3, 2x IB 1x4, 4x DIV IB 1x0, 4x DIV IB 2x0) and lid insert.	1000011197
		Intermediate floor without insetbox set and L-BOXX	1000011089
		Intermediate floor incl. insetbox set without L-BOXX	1000011148
		Lid insert for the L-BOXX G range Dimensions (WxDxH): 405 x 321 x 22 mm Weight: 0.05 kg The lid insert is suitable for the L-BOXX 238 G, L-BOXX 374 G and LS-BOXX 306 G and seals the top of the insetboxes or small component trays stored in the BOXX, preventing the contents from becoming mixed up.	121014678









L-BOXXes G/G4 – The stacking champions for all-rounders.



L-BOXX G/G4 incl. divider set

Sortimo offers ready-made divider sets for safe transport of tools and storage of larger work utensils in the L-BOXX G/G4.

Product description		Article no.	
		L-BOXX 102 G4 incl. divider set 3F Dimensions (WxDxH): 444 x 360 x 118 mm Weight: 2.32 kg L-BOXX 102 G4 with divider set (3 subdivisions) and lid insert.	1000011330
		Divider set without L-BOXX	1000011195
		L-BOXX 102 G4 incl. divider set 4F Dimensions (WxDxH): 444 x 360 x 118 mm Weight: 2.33 kg L-BOXX 102 G4 with divider set (4 subdivisions) and lid insert.	1000011331
		Divider set without L-BOXX	1000011250
		L-BOXX 136 G4 incl. divider set 4F Dimensions (WxDxH): 444 x 360 x 152 mm Weight: 2.46 kg L-BOXX 136 G4 with divider set (4 subdivisions) and lid insert.	1000011337
		Divider set without L-BOXX	1000011231









Product description		Article no.	
		L-BOXX 238 G incl. divider set 3F and 3 insetboxes H63 Dimensions (WxDxH): 442 x 357 x 253 mm Weight: 5.0 kg Divider set (3 subdivisions), above 3-6 subdivision options for height 63 mm (3x IB 2x6 incl. 3x DIV IB 2x0) and lid insert.	1000011145
		L-BOXX 238 G incl. divider set 4F and 12 insetboxes H63 Dimensions (WxDxH): 442 x 357 x 253 mm Weight: 5.2 kg Divider set (4 subdivisions), above 12-20 subdivision options for height 63 mm (2x IB U3 G incl. 2 DIV, 2x IB 1x1, 3x IB 1x2, 2x IB 2x2, 1x IB 2x3, 2x IB 1x4, 4x DIV IB 1x0, 2x DIV IB 2x0) and lid insert.	1000011141
		L-BOXX 374 G incl. divider set 3F and 3 insetboxes H63 Dimensions (WxDxH): 442 x 357 x 389 mm Weight: 5.1 kg Divider set (3 subdivisions), above 3-6 subdivision options for height 63 mm (3x IB 2x6, 3x DIV IB 2x0) and lid insert.	1000011249
		L-BOXX 374 G incl. divider set 4F and 12 insetboxes H63 Dimensions (WxDxH): 442 x 357 x 389 mm Weight: 6.5 kg Divider set (4 subdivisions), above 12-20 subdivision options for height 63 mm (2x IB U3 G incl. 2 DIV, 2x IB 1x1, 3x IB 1x2, 2x IB 2x2, 1x IB 2x3, 2x IB 1x4, 4x DIV IB 1x0, 4x DIV IB 2x0) and lid insert.	1000011197

L-BOXXes G/G4 – The stacking champions for all-rounders.



Dividers and slotted dividers

Sortimo offers a choice between various dividers per BOXX height for individual subdivision of the interior.

	L-BOXX 102	L-BOXX 136	L-BOXX 238	L-BOXX 374
 	Divider 140 x 60 mm for the L-BOXX 102 G4 Art. No. 1000002926	Divider 140 x 100 mm for the L-BOXX 136 G4 Art. No. 1000002930	Divider 137 x 130 mm for the L-BOXX 238 G Art. No. 121017248	Divider 137 x 255 mm for the L-BOXX 374 G Art. No. 1000000094
The divider provides organisation for the L-BOXX across the width in combination with a divider frame and slotted divider (354 mm).				
 	Divider 173 x 60 mm for the L-BOXX 102 G4 Art. No. 1000002927	Divider 173 x 100 mm for the L-BOXX 136 G4 Art. No. 1000002931	Divider 173 x 130 mm for the L-BOXX 238 G Art. No. 121017249	Divider 173 x 255 mm for the L-BOXX 374 G Art. No. 1000000098
The divider provides organisation for the L-BOXX across the depth in combination with a divider frame and slotted divider (288 mm).				
 	Slotted divider 288 x 60 mm for the L-BOXX 102 G4 Art. No. 1000002924	Slotted divider 288 x 100 mm for the L-BOXX 136 G4 Art. No. 1000002928	Slotted divider 283 x 130 mm for the L-BOXX 238 G Art. No. 121017246	Slotted divider 283 x 255 mm for the L-BOXX 374 G Art. No. 1000000088
The slotted divider provides organisation for the L-BOXX across the width in combination with a divider frame.				
 	Slotted divider 354 x 60 mm for the L-BOXX 102 G4 Art. No. 1000002925	Slotted divider 354 x 100 mm for the L-BOXX 136 G4 Art. No. 1000002929	Slotted divider 354 x 130 mm for the L-BOXX 238 G Art. No. 121017247	Slotted divider 354 x 255 mm for the L-BOXX 374 G Art. No. 1000000093
The slotted divider provides organisation for the L-BOXX across the depth in combination with a divider frame.				



L-BOXXes G/G4 – The stacking champions for all-rounders.



L-BOXX incl. recess insert

Product description		Article no.	
		L-BOXX 102 G4 incl. small component tray 5 recesses Dimensions (WxDxH): 444 x 360 x 118 mm Weight: 2.15 kg L-BOXX 102 G4 with small component tray (5 recesses) and lid insert.	1000011332
Small component tray without L-BOXX		6000010967	
		L-BOXX 102 G4 incl. small component tray 8 recesses Dimensions (WxDxH): 444 x 360 x 118 mm Weight: 2.15 kg L-BOXX 102 G4 with small component tray (8 recesses) and lid insert.	1000011318
Small component tray without L-BOXX		6000010969	
		L-BOXX 136 G4 incl. small component tray 4 recesses Dimensions (WxDxH): 444 x 360 x 152 mm Weight: 2.28 kg L-BOXX 136 G4 with small component tray (4 recesses) and lid insert.	1000011338
Small component tray without L-BOXX		6000010966	
		L-BOXX 136 G4 incl. small component tray 8 recesses Dimensions (WxDxH): 444 x 360 x 152 mm Weight: 2.28 kg L-BOXX 136 G4 with small component tray (8 recesses) and lid insert.	1000011321
Small component tray without L-BOXX		6000010970	

L-BOXX incl. first aid inlay

Product description		Article no.	
		L-BOXX 102 G4 first aid Dimensions (WxDxH): 444 x 360 x 118 mm Weight: 2.99 kg L-BOXX 102 G4 first aid with contents as per DIN 13157.	1000011313

L-BOXX incl. grid foam insert

Product description		Article no.	
		L-BOXX 102 G4 incl. grid foam insert Dimensions (WxDxH): 444 x 360 x 118 mm Weight: 1.96 kg L-BOXX 102 G4 with perforated grid foam insert (15 x 15 mm) and lid insert.	1000011329
Grid foam insert without L-BOXX		1000011119	
		L-BOXX 136 G4 incl. grid foam insert Dimensions (WxDxH): 444 x 360 x 152 mm Weight: 2.13 kg L-BOXX 136 G4 with perforated grid foam insert (15 x 15 mm) and lid insert.	1000011319
Grid foam insert without L-BOXX		1000011118	


EPP cutting insert without BOXX

Product description		Article no.
	EPP cutting insert L-BOXX G4 Dimensions (WxDxH): 418 x 310 x 20 mm Weight: 0.05 kg Cutting insert made of rigid foam for customisation of the interior of your L-BOXX. Delivery includes a 15 mm thick EPP cutting insert.	6000010973
	Self-cutting insert set EPP L-BOXX 102 G4 PU4 Dimensions (WxDxH): 418 x 310 x 65 mm Weight: 0.21 kg The cutting insert made of rigid foam allows you to customise storage for the devices and tools being transported (PU: 4 pieces).	1000011102
	Cutting insert set EPP L-BOXX 136 G4 PU6 Dimensions (WxDxH): 418 x 310 x 95 mm Weight: 0.31 kg The cutting insert made of rigid foam allows you to customise storage for the devices and tools being transported (PU: 6 pieces).	1000011101

L-BOXXes G/G4 – The stacking champions for all-rounders.



L-BOXX incl. laptop insert

	Product description	Article no.
	<p>L-BOXX 136 G4 incl. laptop insert Dimensions (WxDxH): 444 x 360 x 152 mm Weight: 1.99 kg L-BOXX 136 G4 with foam insert (suitable for laptops up to 365 mm x 270 mm), document card and tool mat on the BOXEs base.</p>	1000011198
	Document card without L-BOXX	1000011130

L-BOXX incl. thermal insert

	Product description	Article no.
	<p>L-BOXX 238 G Thermo Dimensions (WxDxH): 442 x 357 x 253 mm Weight: 2.92 kg L-BOXX 238 G equipped with a thermal insert; its insulation effect protects sensitive construction chemicals from extreme temperatures.</p>	1000011201
	<p>L-BOXX 374 G Thermo Dimensions (WxDxH): 442 x 357 x 389 mm Weight: 3.58 kg L-BOXX 374 G equipped with a thermal insert; its insulation effect protects sensitive construction chemicals from extreme temperatures.</p>	1000011146



Designation	Dimensions (WxDxH) / weight	Product description	Article no.
Crosswise divider for L-BOXX Thermo	Dimensions: 264 x 140 x 0 mm Weight: 0.1 kg	Used to subdivide the L-BOXX Thermo across the width. You can also subdivide the interior across the depth in combination with lengthways dividers.	121018347
Lengthways divider for L-BOXX Thermo	Dimensions: 355 x 140 x 0 mm Weight: 0.1 kg	Used to subdivide the L-BOXX Thermo across the depth. You can also subdivide the interior across the width in combination with crosswise dividers.	121018348

L-BOXX incl. LQ label

	Product description	Article no.
	<p>L-BOXX 238 G LQ Dimensions (WxDxH): 442 x 357 x 253 mm Weight: 2.8 kg L-BOXX 238 G has a LQ (= Limited Quantity) marking and enables the combined transport of small amounts of hazardous materials as per ADR Chapter 3.4.</p>	1000011202
	<p>L-BOXX 374 G LQ Dimensions (WxDxH): 442 x 357 x 389 mm Weight: 3.4 kg L-BOXX 374 G has a LQ (= Limited Quantity) marking and enables the combined transport of small amounts of hazardous materials as per ADR Chapter 3.4.</p>	1000011142





L-BOXXes G/G4 – The stacking champions for all-rounders.



L-BOXX incl. cartridge inlay

Product description		Article no.
 	L-BOXX 374 G incl. foam cartridge inlay Dimensions (WxDxH): 442 x 357 x 389 mm Weight: 3.51 kg L-BOXX 374 G with two foam cartridge inserts (a total of 14 cartridges, Ø = 73 mm).	100001246
	Foam cartridge inlay without L-BOXX	121015286
 	L-BOXX 374 G incl. silicone cartridge inlay Dimensions (WxDxH): 442 x 357 x 389 mm Weight: 3.51 kg L-BOXX 374 G with two silicone cartridge inserts (a total of 26 cartridges, Ø = 53 mm).	100001248
	Silicone cartridge inlay without L-BOXX	121015285

L-BOXX incl. tool tray insert

Product description		Article no.
 	L-BOXX 374 G incl. tool tray insert for carpenters Dimensions (WxDxH): 440 x 355 x 440 mm Weight: 3.9 kg Carpenter's tool tray insert (space for 42 tools) and 7-13 subdivision options for height 63 mm (2x IB 1x1, 2x IB 1x2, 1x IB 2x2, 1x IB 1x4, 1x IB 2x3, 4x DIV IB 1x0, 2x DIV IB 2x0). No tools.	100001247
	Tool tray insert without L-BOXX	6000001237
 	L-BOXX 374 G incl. tool tray insert for electricians Dimensions (WxDxH): 440 x 355 x 440 mm Weight: 3.9 kg Electrician's tool tray insert (space for 45 tools) and 12-18 subdivision options for height 63 mm (5x IB 1x1, 3x IB 1x2, 1x IB 2x2, 2x IB 1x4, 1x IB 2x6, 4x DIV IB 1x0, 2x DIV IB 2x0). No tools.	100001244
	Tool tray insert without L-BOXX	6000001238



Equipment list online at
mySortimo.com

L-BOXXes G/G4 – The stacking champions for all-rounders.



Tool storage

To allow optimal use of the storage area inside the L-BOXX G/G4, Sortimo offers tool modules in various sizes and designs for efficient work processes, safe and secure storage of tools and work materials.

	Product description	Article no.
	L-BOXX 136 G4 TC1 incl. divider set 4F Dimensions (WxDxH): 444 x 360 x 152 mm Weight: 2.47 kg L-BOXX 136 G4 with divider set (4 subdivisions) and tool card (TC) 1 in the lid.	1000011200
	L-BOXX 136 G4 TC1 incl. divider set 3F Dimensions (WxDxH): 444 x 360 x 152 mm Weight: 2.77 kg L-BOXX 136 G4 with divider set (3 subdivisions) and tool card (TC) 1 in the lid.	1000011245
	L-BOXX 136 G4 incl. tool card 1 Dimensions (WxDxH): 444 x 360 x 152 mm Weight: 2.07 kg 12-22 subdivision options for height 63 mm (2x IB Ux6 incl. 2 DIV, 2x IB 1x1, 3x IB 1x2, 2x IB 2x2, 1x IB 2x3, 2x IB 1x4, 4x DIV IB 1x0, 4x DIV IB 2x0) and tool card 1 in the lid.	1000011320
	L-BOXX 238 G TC2 incl. divider set 3F Dimensions (WxDxH): 442 x 357 x 253 mm Weight: 4.97 kg L-BOXX 238 G with divider set (3 subdivisions) and tool card (TC) 2 in the lid.	1000011233
	L-BOXX 238 G TC2 incl. divider set 4F Dimensions (WxDxH): 442 x 357 x 253 mm Weight: 4.87 kg L-BOXX 238 G with divider set (4 subdivisions) and tool card (TC) 2 in the lid.	1000011232

	Product description	Article no.
	Tool card 1 L-BOXX G4 Dimensions (WxDxH): 374 x 306 x 10 mm Weight: 0.29 kg The tool card is mounted to the cover. The rubber loops and pockets provide optimum storage options for tools such as screwdrivers, pliers, etc.	1000011120
	Tool card 2 L-BOXX G4, 3-sided Dimensions (WxDxH): 371 x 306 x 30 mm Weight: 0.91 kg The tool card can be equipped from 3 sides and is mounted in the lid. The rubber loops and pockets provide optimum storage options for tools such as screwdrivers, pliers, etc.	1000011322







L-BOXXes G/G4 – The stacking champions for all-rounders.



AluCaddy foldable

Product description		Article no.
 	<p>AluCaddy foldable Dimensions (WxDxH): 490 x 490 x 1,090 mm Weight: 6.0 kg</p> <p>The foldable AluCaddy allows you to transport your BOXXes and bulky cargo effortlessly and more efficiently to your desired place of operation. The AluCaddy, with a bearing load of 150 kg, is a practical aid for the daily transport of your materials.</p>	801014905
 	<p>Wall fixation AluCaddy Dimensions (WxDxH): 504 x 53 x 61 mm Weight: 1.2 kg</p> <p>The wall fixation can, for example, be mounted on the rear door and serves for safe mounting of the collapsed AluCaddy in the vehicle.</p>	1000004391

ProSafe adapter plate

Product description		Article no.
 	<p>ProSafe adapter plate 20-36 L-BOXX Dimensions (WxDxH): 612 x 462 x 30 mm Weight: 4.0 kg</p> <p>The ProSafe adapter plate ensures the secure transport of multiple, stacked L-BOXXes up to a total height of 36 grids (= 612 mm). L-BOXXes must also be secured using a lashing belt for each adapter plate used.</p>	1000000623
 	<p>ProSafe adapter plate 20-54 L-BOXX Dimensions (WxDxH): 918 x 462 x 30 mm Weight: 6.0 kg</p> <p>The ProSafe adapter plate ensures the secure transport of multiple, stacked L-BOXXes up to a total height of 54 grids (= 918 mm). L-BOXXes must also be secured using a lashing belt for each adapter plate used.</p>	1000000624


L-BOXXes G/G4 – The stacking champions for all-rounders.




L-BOXX trolley

	Product description	Article no.
	<p>L-BOXX trolley Dimensions (WxDxH): 650 x 510 x 150 mm Weight: 3.91 kg</p> <p>Transports the entire L-BOXX family comfortably as an interconnected unit. Low net weight, high loading capacity (up to 100 kg) and four wheels (two of which are lockable) ensures easy manoeuvring in narrow spaces and minimal work trips.</p>	121015412
	<p>Fixation strap trolley L-BOXX Dimensions (WxDxH): 2,500 x 25 x 0 mm Weight: 0.5 kg</p> <p>Provides for additional securing of the L-BOXXes or freight on the L-BOXX trolley.</p>	121015519
	<p>Retaining plate L-BOXX G trolley Dimensions (WxDxH): 506 x 200 x 38 mm Weight: 0.72 kg</p> <p>Stores the L-BOXX G trolley quickly and securely in the vehicle. Integrated rubber stoppers prevent annoying rattling noise when driving.</p>	1000011086


L-BOXX seat retainer

	Product description	Article no.
	<p>L-BOXX G seat retainer Dimensions (WxDxH): 470 x 369 x 45 mm Weight: 2.0 kg</p> <p>Enables the secure transport of L-BOXXes in the vehicle. The safety belt ensures a secure attachment of the retainer – the BOXXes are secured in the retainer via a lashing belt.</p>	1000011087

L-BOXX seat cushion

	Product description	Article no.
	<p>Seat cushion top cover L-BOXX Dimensions (WxDxH): 328 x 225 x 24 mm Weight: 0.09 kg</p> <p>The two-part seat cushion made of soft foam transforms every L-BOXX into a comfortable seat.</p>	121015436

L-BOXX ProSafe bracket

	Product description	Article no.
	<p>L-BOXX ProSafe bracket Dimensions (WxDxH): 115 x 52 x 20 mm Weight: 0.45 kg</p> <p>Secure individual L-BOXXes or in combination between the two ProSafe brackets. Furthermore, the BOXXes can be secured with the ProSafe lashing belt, which can be directly hooked into the L-BOXX ProSafe brackets. The lashing points have a resilience of up to 200 daN.</p>	1000001773

Tool mats

The soft tool mat made of rubber not only protects the contents, but also the L-BOXX itself against damage and prevents annoying rattling noise during transit.



Designation	Dimensions (WxDxH) / weight	Product description	Article no.
Tool mat L-BOXX 102/136 G4	Dimensions: 416 x 307 x 2 mm Weight: 0.10 kg	Suitable for the L-BOXX 102 G4 and L-BOXX 136 G4.	6000010972
Anti-rattle mat for the L-BOXX 238 G	Dimensions: 380 x 300 x 2 mm Weight: 0.08 kg	Suitable for the L-BOXX 238 G.	121015733
Anti-rattle mat for the L-BOXX 374 G	Dimensions: 380 x 290 x 4 mm Weight: 0.08 kg	Suitable for the L-BOXX 374 G.	121015734

L-BOXXes G/G4 – The stacking champions for all-rounders.



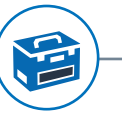
L-BOXX worktops

The worktops can be fastened to the BOXX lids quickly and easily to convert the L-BOXX to a mobile workplace for minor adaptations at the work site. The worktops come in four different variants.

Product description		Article no.
 	<p>Large L-BOXX worktop Dimensions (WxDxH): 1,400 x 700 x 18 mm Weight: 14.0 kg</p> <p>The large L-BOXX worktop is attached flexibly to the L-BOXX family via a latching mechanism. This results in a mobile workplace, based on top of two BOXXes towers, which is ideal for smaller adjustment work directly on site.</p>	1000001303
 	<p>Small L-BOXX worktop Dimensions (WxDxH): 500 x 700 x 18 mm Weight: 4.5 kg</p> <p>The small L-BOXX worktop is attached flexibly to the L-BOXX family via a latching mechanism. This results in a mobile workplace, based on top of several BOXXes stacked on top of one another, which is ideal for doing smaller adjustment work directly on site.</p>	1000001369
 	<p>Worktop for L-BOXX G, two-part Dimensions (WxDxH): 228 x 328 x 30 mm Weight: 1.97 kg</p> <p>Two-part worktop made from high-quality beech-Multiplex (14 mm thickness) for smaller tasks directly on site.</p>	121017994
 	<p>Worktop for L-BOXX G, one-part Dimensions (WxDxH): 440 x 350 x 18 mm Weight: 1.27 kg</p> <p>Worktop made from high-quality beech-Multiplex (18 mm thickness) for smaller tasks directly on site.</p>	121017995
 	<p>Screw clamp 160 Dimensions (WxDxH): 208 x 81 x 22 mm Weight: 0.32 kg</p> <p>Screw clamp with span of 160 mm to fasten workpieces.</p>	6000002539



Suitable for L-BOXXes G/G4,
LS-BOXX 306 and i-BOXX Rack.



The flexible all-rounder for every trade.

LS-BOXX 306 G



Combination of consumables and tools



Adaptable to every requirement



Stability thanks to robust and hard-wearing construction



Colour-coded labelling for greater organisation

LS-BOXX 306 G – The flexible all-rounder for every trade.



Product description		Article no.
	<p>LS-BOXX 306 G empty Dimensions (WxDxH): 442 x 357 x 322 mm Weight: 3.8 kg LS-BOXX 306 G, empty for individual equipping.</p>	6000011072
	<p>LS-BOXX 306 G includes 2 LS drawers 72 G Dimensions (WxDxH): 445 x 357 x 321 mm Weight: 4.9 kg LS-BOXX 306 G with integrated guide rails incl. two LS drawers 72 G (height 72 mm).</p>	6000011069
	<p>LS-BOXX 306 G includes 2 i-BOXXes 72 G Dimensions (WxDxH): 442 x 357 x 322 mm Weight: 6.84 kg LS-BOXX 306 G incl. two i-BOXXes 72 G each with 10-16 subdivision options for height 63 mm (1x IB 1.5x5 incl. 2 DIV, 3x IB 1x1, 2x IB 1x2, 2x IB 2x2, 1x IB 2x3, 1x IB 1x4, 2x DIV IB 1x0, 2x DIV IB 2x0).</p>	6000011071
	<p>Insetbox set 12 pcs. H63 LS-BOXX 306 G Dimensions (WxDxH): 402 x 314 x 63 mm Weight: 0.9 kg 12-20 subdivision options for height 63 mm (2x IB U3 G incl. 2 DIV, 2x IB 1x1, 3x IB 1x2, 2x IB 2x2, 1x IB 2x3, 2x IB 1x4, 4x DIV IB 1x0, 4x DIV IB 2x0).</p>	1000012356
	<p>LS drawer 72 G Dimensions (WxDxH): 370 x 314 x 72 mm Weight: 0.51 kg LS drawer 72 G empty for individual equipping.</p>	6000011065

Product description		Article no.
	<p>Anti-rattle mat for the LS-BOXX 306 G Dimensions (WxDxH): 398 x 307 x 0 mm Weight: 0.09 kg Soft insert mat made of rubber to protect contents against damage and avoid disruptive noises while driving.</p>	121015732
	<p>Lid insert for the L-BOXX G range Dimensions (WxDxH): 405 x 321 x 22 mm Weight: 0.05 kg The lid insert is suitable for the L-BOXX 238 G, L-BOXX 374 G and LS-BOXX 306 G and seals the top of the insetboxes or small component trays stored in the BOXX, preventing the contents from becoming mixed up.</p>	121014678



**Preconfigured i-BOXXes G
from Page 209**



The open box for quick access.



LT-BOXX G

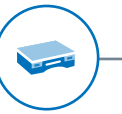
- Time saved through quick access to cargo
- Click system for secure combined transport
- Easy to carry thanks to swivel handle
- Cost-savings due to long service life



Product description		Article no.
 	<p>LT-BOXX 136 G Dimensions (WxDxH): 445 x 362 x 152 mm Weight: 2.1 kg LT-BOXX 136 G empty for individual equipping.</p>	6000011066
 	<p>LT-BOXX 272 G Dimensions (WxDxH): 445 x 362 x 288 mm Weight: 2.9 kg LT-BOXX 272 G, empty for individual equipping.</p>	6000011068
		

The divider set 3F subdivides the LT-BOXX crosswise into three compartments to allow safe storage and transport of larger tools and work utensils.

Designation	Dimensions (WxDxH) / weight	Product description	Article no.
Divider set 3F for the LT-BOXX 136 G	 Dimensions: 410 x 105 x 35 mm Weight: 0.46 kg	Suitable for the LT-BOXX 136 G.	1000002937
Divider set 3F for the LT-BOXX 272 G	 Dimensions: 442 x 362 x 30 mm Weight: 0.94 kg	Suitable for the LT-BOXX 272 G.	1000002481



The transparent one for a clearer view.

i-BOXX G



Small components
in view at all times



Integration in transport box
and BOXX solutions from Sortimo

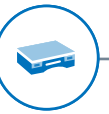


Optimisation of work procedures
thanks to individual equipping



Integrated handle
in the body

i-BOXX G – The transparent one for a clearer view.



i-BOXX 72 G including insetboxes

	Product description	Article no.
	i-BOXX 72 G empty Dimensions (WxDxH): 367 x 316 x 72 mm Weight: 0.87 kg i-BOXX 72 G empty for individual equipping.	6000010986
 	i-BOXX 72 G incl. 10 insetboxes H63 Dimensions (WxDxH): 367 x 316 x 72 mm Weight: 1.52 kg 10-16 subdivision options for height 63 mm (1x IB 1.5x5 incl. 2 DIV, 3x IB 1x1, 2x IB 1x2, 2x IB 2x2, 1x IB 2x3, 1x IB 1x4, 2x DIV IB 1x0, 2x DIV IB 2x0).	6000010993
 	i-BOXX 72 G incl. insetbox set 11 pcs. H63 Dimensions (WxDxH): 367 x 316 x 72 mm Weight: 1.52 kg 11-19 subdivision options for height 63 mm (3x IB 1.5x5 incl. 6 DIV, 6x IB 1x1, 2x IB 1x2, 2x DIV IB 1x0).	6000011362
 	i-BOXX 72 G incl. 12 insetboxes H63 Dimensions (WxDxH): 367 x 316 x 72 mm Weight: 1.53 kg 12-18 subdivision options for height 63 mm (1x IB 1.5x5 incl. 2 DIV 5x IB 1x1, 2x IB 1x2, 4x IB 2x2, 2x DIV 1x0, 2x DIV 2x0).	6000010988
 	i-BOXX 72 G incl. 26 insetboxes H63 Dimensions (WxDxH): 367 x 316 x 72 mm Weight: 1.59 kg 26-28 subdivision options for height 63 mm (1x IB 1.5x5 incl. 2 DIV, 25x IB 1x1).	6000010989



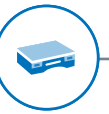
Small component trays for i-BOXX 72 G

Sortimo offers inexpensive small component trays of deep-drawn plastic with different subdivision possibilities.


Designation	Dimensions (WxDxH) / weight	Product description	Article no.
Small component tray with 7 recesses i-BOXX 72 G	Dimensions: 355 x 275 x 70 mm Weight: 0.15 kg	Small component tray with 7 subdivision options.	6000001813
Small component tray with 12 recesses i-BOXX 72 G	Dimensions: 349 x 270 x 62 mm Weight: 0.46 kg	Small component tray with 12 subdivision options.	6000001480
Small component tray with 16 recesses i-BOXX 72 G	Dimensions: 349 x 271 x 62 mm Weight: 0.5 kg	Small component tray with 16 subdivision options.	6000001814



i-BOXX G – The transparent one for a clearer view.

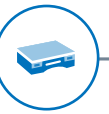


Wall holder for i-BOXX 72 G

	Product description	Article no.
	<p>i-BOXX wall holder G Dimensions (WxDxH): 322 x 354 x 46 mm Weight: 0.38 kg</p> <p>The i-BOXX wall holder G secures i-BOXXes 72 G so that they are clearly visible and quickly accessible in your vehicle or workshop.</p>	6000011032

i-BOXX 72 G special configurations

	Product description	Article no.
	<p>i-BOXX 72 G car first-aid kit DIN13164 Dimensions (WxDxH): 367 x 316 x 72 mm Weight: 1.37 kg</p> <p>i-BOXX 72 G with contents as per DIN 13164 (car first-aid kit).</p>	1000011392
	<p>i-BOXX 72 G load securing for vans Dimensions (WxDxH): 367 x 316 x 72 mm Weight: 3.56 kg</p> <p>Basic equipment for load securing in the van (2x ProSafe lashing belts with ratchet 3.5 m, 2x ProSafe lashing belts with clamping lock 3 m, 4x anti-rattle mats 200x100x8 mm, 4x Flex edge protection for lashing belts, 1x load securing flyer).</p>	1000011185
	<p>i-BOXX 72 G load securing for cars Dimensions (WxDxH): 367 x 316 x 72 mm Weight: 2.12 kg</p> <p>Basic equipment for load securing in the car (2x lashing belts with clamping lock 3.5 m, 1x load securing net 1000x1200 mm, 1x anti-rattle mat 750x500 mm, 1x load securing flyer).</p>	1000011186
	<p>i-BOXX 72 G work first-aid kit DIN13157 Dimensions (WxDxH): 367 x 316 x 72 mm Weight: 1.47 kg</p> <p>The i-BOXX 72 G with contents as per DIN13157 (work first-aid kit) suitable for use in industry, on building sites or even in schools and nursery schools.</p>	1000011391





Accessories for mobility
and worktops from Page 197

The expandable system for even more flexibility.

i-BOXX Rack G

- Flexibly extendible organisational system
- Fast replacement of equipment
- Click system for secure combined transport
- Compatible with complete L-BOXX system

	Product description	Article no.
	i-BOXX Rack G Dimensions (WxDxH): 442 x 342 x 100 mm Weight: 1.1 kg i-BOXX Rack G empty for individual equipping.	6000011093
	i-BOXX Rack G 3-compartment Dimensions (WxDxH): 442 x 342 x 304 mm Weight: 4.2 kg The i-BOXX Rack G 3-compartment is a fixed module consisting of three individual racks with an i-BOXX Rack G lid as the top cover.	6000011091



The ergonomic design gives you greater flexibility.

MultiPack

- tools and machines are organised and quickly to hand
- ergonomic comfort, thanks to Deuter VariFlex shoulder straps
- compatible with L-BOXX G4 inserts and i-BOXX G
- modern attractive design



Designation	Dimensions (WxDxH) / weight	Product description	Article no.
1 MultiPack	Dimensions: 230 x 360 x 500 mm Weight: 1.8 kg	The perfect addition for urban service work for the transport of tools and consumables. The maximum load for the rucksack is 18 kg. The volume of both compartments is 11.7 L and 7.5 L.	6000003567
2 Storage pocket 04-6 MultiPack	Dimensions: 356 x 220 x 101 mm Weight: 1.81 kg	For securing the MultiPack to the van racking. A ProSafe lashing belt is recommended to secure the upper area.	1000005186
3 3-section tool tray insert for MultiPack	Dimensions: 470 x 335 x 75 mm Weight: 0.50 kg	Tool tray insert made from deep-drawn plastic with 3 sections. The middle section is shaped so that half the Bosch inlay for cordless screwdrivers can be stored.	6000003661



The standard container for everything.

E-BOXX



- standard container enables inter-company transport of goods
- resistant to most chemicals
- small load carrier according to VDA standard 4500
- optional with cover and load securing elements



The small load carrier enables the inter-company transport of goods and comes in five different sizes for different requirements.

Designation	Dimensions (WxDxH) / weight	Article no.
E-BOXX 600x400x148	Dimensions: 600 x 400 x 148 mm Weight: 1.4 kg	37234032
E-BOXX 400x300x148	Dimensions: 400 x 300 x 148 mm Weight: 0.7 kg	37234049
E-BOXX 600x400x270	Dimensions: 600 x 400 x 270 mm Weight: 1.8 kg	37234056
E-BOXX 400x300x270	Dimensions: 400 x 300 x 270 mm Weight: 1.1 kg	37234063
E-BOXX 300x200x148	Dimensions: 200 x 300 x 148 mm Weight: 0.42 kg	37234070
E-BOXX cover 400x300	Dimensions: 400 x 300 x 25 mm Weight: 0.35 kg	37234148
E-BOXX cover 600x400	Dimensions: 600 x 400 x 25 mm Weight: 0.6 kg	37234155



Product description		Article no.
 	<p>E-BOXX seat retainer 600x400 Dimensions (WxDxH): 600 x 400 x 0 mm Weight: 2.4 kg Seat retainer for E-BOXX 600 x 400 x 148, E-BOXX 600 x 400 x 270 or 2x E-BOXX 300 x 200 x 148.</p>	371007909



The customisable service depot in pallet format sContainer



Mobile depot
with optional shelf system



Minimum footprint,
maximum use of space



Seamless integration into
transport and logistics chains



Low acquisition
and maintenance costs

sContainer – The advantages at a glance



Mobile depot with optional shelf system

The sContainer is used as a mobile depot on construction sites or during service calls – if desired, including an organisation system. This means that tools and consumables are available directly on site. This is a great advantage for longer-term construction sites or inner city operations where it is not always possible to drive commercial vehicles to the site.

Seamless integration into transport and logistics chains

Because its footprint is the same format as a euro pallet, the sContainer is cost-effective to integrate into any logistics process. It can be moved by forklift trucks and transported inexpensively by lorry, ship or plane. So you can use the sContainer globally and have it delivered directly to the place of use. Your service or construction site team simply follows behind.



**Individually configurable.
Get in touch! Your personal point
of contact is listed from page 294.**



Minimum footprint, maximum use of space

The footprint of the sContainer is no larger than one euro pallet. This makes the service container a compact depot with plenty of interior space for the tightest of construction sites or service operations. Because integrating an SR5 racking system creates storage space on several levels, which can be used for tools and consumables.

Low acquisition and maintenance costs

The sContainer is not only much cheaper to buy than a commercial vehicle, for example, but also cheaper to maintain. Because motor vehicle insurance and taxes do not apply. So use the mobile depot to avoid having to drive your tools, machinery and consumables back and forth every day – saving a lot of fuel costs in the process and ensuring that no equipment is left behind.



sContainer – Product features




Sturdy material

The base is a massive frame that can take loads of up to 500 kg. The shell is made of powder-coated sheet steel. A plastic cover prevents the ingress of rainwater.



Advertising space

The side walls of the sContainer are an excellent advertising space for your company. We would be pleased to provide you with a custom decal proposal. Get in touch! Your personal point of contact is listed from page 294.



Lifting eyes

As an option, the lifting eyes can be retrofitted so that the sContainer can also be moved around on site by crane.



Lock

Choose between three locks for the sContainer. The cheapest variant is the padlock, which ensures solid protection against theft. Alternatively, you can choose a cylinder lock or the high-end version, the electronic combination lock that does away with the need for keys.



Transport slots

The floor assembly of the sContainer is based on a euro pallet. This means the container can be picked up and transported by forklift trucks.



Interior

The interior is easily accessible through a large door. The floor is covered with resistant SoboGrip flooring. A unique feature is that components of the SR5 van racking can be installed in the interior and ensure optimum organisation and additional load securing.

sContainer – Versatility in pallet format






Choose the right lock for your needs from three options:



Designation	Product description	Article no.
sContainer 1900 PL	with device for locking with a U-lock	1000013961
sContainer 1900 CL	with integrated cylinder lock	1000013962
sContainer 1900 EL	with electronic combination lock	1000013963

Accessories for outside

Product description		Article no.
	<p>sContainer lifting kit Dimensions (WxDxH): 55.5 x 36.5 x 73.5 mm Weight: 1 kg</p> <p>The lifting kit can be used to upgrade the container to allow it to be transported by crane. The eyes can still be rotated even under load and are therefore always optimally aligned in the direction of force.</p>	1000013967
	<p>Small roof vent Dimensions (WxDxH): 97 x 72 x 135 mm Weight: 0.12 kg</p> <p>Material: UV-resistant, impact-resistant plastic Functionality: permanent fresh air circulation Suitable for transporting gases in accordance with Dekra certification (in combination with floor or side vent)</p>	801016208
	<p>U-lock with a hard plastic coating Dimensions (WxDxH): 140 x 90 x 70 mm Weight: 1.13 kg</p> <p>Ideal complement to the sContainer PL. The plastic shell protects surrounding parts from damage. This function is ensured even under unfavourable weather conditions thanks to the cover cap.</p>	6000002883











Mobile working

sContainer – Accessories



Accessories for the interior

	Product description	Article no.
 	<p>Round floor vent Dimensions (WxDxH): 210 x 140 x 70 mm Weight: 0.26 kg</p> <p>The floor vent, in combination with the roof vent (Art. No. 801016208) ensures permanent air exchange inside the sContainer. The combined installation of the two vents is certified by Dekra for gas transport.</p>	6000001283
 	<p>Shelf 711x498mm storage SCON SR5 Dimensions (WxDxH): 711 x 498 x 73 mm Weight: 5.18 kg</p> <p>The shelf offers a generous storage area. Combining two shelves creates a storage space over the entire depth of the sContainer.</p>	1000014331
 	<p>ProSafe single lashing point SCON SR5 Dimensions (WxDxH): 50 x 31 x 26 mm Weight: 0.14 kg</p> <p>The load stowed in the sContainer can be secured using the ProSafe single lashing point. Matching ProSafe lashing belts can be found on page 104.</p>	1000014311
 	<p>ProSafe lashing rail 1100mm SCON SR5 Dimensions (WxDxH): 1,000 x 28 x 47 mm Weight: 0.78 kg</p> <p>The ProSafe lashing rail provides numerous lashing points for securing the load in the sContainer. The rubber inlay provides a contact surface for the load and protects it from damage.</p>	1000014312

Hooks and holders

	Product description	Article no.
 	<p>Storage pocket 04-7 SCON SR5 Dimensions (WxDxH): 142 x 352 x 123 mm Weight: 0.8 kg</p> <p>Provides additional storage space on the side panels of the sContainer. Screwdrivers, pliers and more can be conveniently and quickly stowed away on the integrated clamping strip.</p>	1000014320
 	<p>i-BOXX wall holder Dimensions (WxDxH): 322 x 354 x 46 mm Weight: 0.38 kg</p> <p>The i-BOXX wall holder allows i-BOXXes to be stowed on the side panel of the sContainer for quick access. The BOXX can easily be removed from the holder with one hand.</p>	1000014321
		

Hose holder

The hose holders are used to stow hoses and cables. Three sizes are available depending on the application.

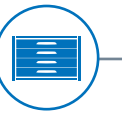
Designation	Dimensions (WxDxH) / weight	Article no.
Hose holder small SCON SR5	Dimensions: 195 x 357 x 136 mm Weight: 0.3 kg	1000014314
Hose holder medium SCON SR5	Dimensions: 260 x 190 x 106 mm Weight: 0.81 kg	1000014315
Hose holder large SCON SR5	Dimensions: 350 x 250 x 145 mm Weight: 1.4 kg	1000014316

Hook strip

The hook strips are available in three different sizes and can be mounted on the side panels of the sContainer.

Designation	Dimensions (WxDxH) / weight	Article no.
Hook strip 03 SCON SR5	Dimensions: 251 x 87.2 x 53 mm Weight: 0.54 kg	1000014317
Hook strip 04 SCON SR5	Dimensions: 355 x 98.1 x 53 mm Weight: 1.17 kg	1000014318
Hook strip 05 SCON SR5	Dimensions: 459 x 87.2 x 53 mm Weight: 1.01 kg	1000014319





The mobile workplace for the workshop and building site.

WorkMo



MULTIFUNCTIONALITY
organising, transporting, working



MODULARITY
combining as required



VERSATILITY
range of use from the workshop
to the building site






COMPATIBILITY
with the Sortimo BOXX range

WorkMo – at a glance



- Side panel accessories page 245
- WorkMo 24-750 Page 236
- Tool shelf Page 247
- Worktable Page 243
- Clamping devices Page 246
- WorkMo 34-750 Page 238
- WorkMo 44-750 Page 239
- Worktops Page 244
- Roller skids Page 242
- WorkMo 34-500 Page 238
- Drawer accessories page 250
- WorkMo 24-500 Page 234
- Roller Page 240
- Perforated aluminium grid Page 248
- ProSafe Page 252
- WorkMo 44-500 Page 239

WorkMo is a multi-functional transport, organisation and work system. The individual modules can be combined flexibly to suit the application. Comprehensive accessories are used to create application-oriented and transportable workplaces for the workshop and the building site. The WorkMo is also unique due to its compatibility with the Sortimo BOXXes range. Various organisational solutions offer storage space for small parts and tools of all kinds. Diverse BOXX partnerships with suppliers of power tools and electric tools and mounting and fastening materials mean that complete system compatibility is a given. Click, connect, everything fits together – you can't get more productive!



Mobile working

WorkMo – 24-500

Dimensions (WxHxD): 526 x 506 x 396 mm Load-bearing capacity of the lid: 100 kg Maximum payload: 100 kg

The modules of size 24-500 are the most compact in the WorkMo family. They are therefore suited to frequent transport and variable combinations as a result of their light weight. The wide range of options with drawers, BOXX-es, cases or a universal cabinet offer solutions for diverse applications. The modules can be coupled together to, for example, combine two modules with accessories, such as a tool shelf, worktops or worktables to produce a mobile workplace. Mobility solutions, such as dollies, roller skids or the AluCaddy make the WorkMo a mobile unit.

Product description		Article no.
	WorkMo 24-500 with 2 BOXX floors Weight: 10.1 kg Example equipment: 1 x L-BOXX 102 G4 and 1 x L-BOXX 238 G	1000003814
	WorkMo 24-500 with 3 BOXX floors Weight: 11.8 kg Example equipment: 3 x L-BOXX 102 G4	1000003813
	WorkMo 24-500 with 8 service case rails Weight: 7.5 kg Example equipment: 4 x T-BOXX G	1000003732
	WorkMo 24-500 with 4 case trays Weight: 16.5 kg Example equipment: 4 x metal case KM 320	1000003914
	WorkMo 24-500 with 2 drawers and case tray Weight: 15 kg Example equipment: 1 x L-BOXX 136 G4	1000003747



Product description		Article no.
	WorkMo 24-500 with 3 drawers Weight: 17.2 kg With three drawers in height 8.	1000004553
	WorkMo 24-500 with 4 drawers Weight: 18.9 kg With four drawers in height 6.	1000003702
	WorkMo 24-500 universal cabinet Weight: 11.5 kg Equipped with two shelves and a lockable cabinet door.	1000003748







Dollies from page 240


WorkMo – 24-750



Dimensions (WxHxD): 526 x 744 x 396 mm Load-bearing capacity of the lid: 100 kg Maximum payload: 100 kg

WorkMos in size 24-750, at the same width, are about 250 mm higher than the modules in size 24-500. This obviously offers benefits in terms of storage. Many configurations with drawers, BOXXes, cases, universal cabinets and shelves provide for diverse applications. A working height of about 90 cm is available when using a module in combination with a roller or the roller skids. Complemented with accessories, such as a tool shelf, worktops or worktables, and various side panel accessories, this creates a fully-fledged mobile workplace for use in the workshop or on site.

Product description		Article no.
	WorkMo 24-750 with 4 BOXX floors Weight: 24.7 kg Example equipment: 4 x L-BOXX 136 G4	1000004460
	WorkMo 24-750 with 5 BOXX floors Weight: 26.4 kg Example equipment: 5 x L-BOXX 102 G4	1000004462
	WorkMo 24-750 with 8 service case rails Weight: 18.1 kg Example equipment: 1 x L-BOXX 102 G4 and 3 x L-BOXX 136 G4	1000004447
	WorkMo 24-750 with drawers and case rails Weight: 24.8 kg Example equipment: 4 x T-BOXX G	1000004458


Cases and BOXXes
from page 147

Product description		Article no.
	WorkMo 24-750 with 5 drawers V1 Weight: 24.7 kg With one drawer in height 6 and four drawers in height 8.	1000004432
	WorkMo 24-750 with 6 drawers Weight: 26.4 kg With five drawers in height 6 and one drawer in height 8.	1000004431
	WorkMo 24-750 universal cabinet Weight: 20.4 kg With one drawer in height 6, one drawer in height 8, two shelves and a lockable door.	1000004466





Mobile working

WorkMo – 34-500


Dimensions (WxHxD): 789 x 506 x 396 mm Load-bearing capacity of the lid: 100 kg Maximum payload: 100 kg

The sizes 34-500 and 34-750 offer even more storage space for your tools and consumables. The most varied of applications are possible, equipped with drawers, shelves with drop-down fronts or BOXXes. There are also accessories such as dollies, roller skids, worktops and side panel accessories available for these modules.

	Product description	Article no.
	WorkMo 34-500 with 3 drawers Weight: 24.1 kg With three drawers in height 8.	1000003791
	WorkMo 34-500 with 4 drawers Weight: 25.9 kg With four drawers in height 6.	1000003703

WorkMo – 34-750



Dimensions (WxHxD): 789 x 744 x 396 mm Load-bearing capacity of the lid: 100 kg Maximum payload: 100 kg

	Product description	Article no.
	WorkMo 34-750 with 6 drawers Weight: 37.1 kg With five drawers in height 6 and one drawer in height 8.	1000004434

WorkMo – 44-500


Dimensions (WxHxD): 1,052 x 506 x 396 mm Load-bearing capacity of the lid: 100 kg Maximum payload: 100 kg

The width 4 modules truly come into their own when used stationary providing maximum storage space and a large worktop! Options equipped with drawers, shelves with drop-down fronts or BOXXes allow a wide range of uses. With accessories such as worktops, dollies and roller skids, as well as various different extensions for the side panels, the WorkMo can be further enhanced.

	Product description	Article no.
	WorkMo 44-500 with 3 drawers Weight: 28.8 kg With three drawers in height 8.	1000003792
	WorkMo 44-500 with 4 drawers Weight: 31.3 kg With four drawers in height 6.	1000003704

WorkMo – 44-750

Dimensions (WxHxD): 1,052 x 744 x 396 mm Load-bearing capacity of the lid: 100 kg Maximum payload: 100 kg

	Product description	Article no.
	WorkMo 44-750 with 6 drawers Weight: 45.0 kg With five drawers in height 6 and one drawer in height 8.	1000004435

Roller – Flexible and high-load





You can make your WorkMo mobile by using the roller made from beech-Multiplex. The fully rubberised wheels (2 of which have brakes) are sturdy and ensure quiet movement, even on rough terrain. They are connected to the WorkMo by a coupling lever. The flat surface, in combination with integrated lashing points and the load-bearing capacity of up to 200 kg also allows its use as a transport roller.



Roller


Product	Technical details	Fits ...	Article no.
Roller WorkMo 24	Dimensions: 612 x 493 x 144 mm Weight: 6.54 kg	WorkMo modules sizes 24-500 and 24-750.	1000003706
Roller WorkMo 34	Dimensions: 854 x 493 x 144 mm Weight: 8.94 kg	WorkMo modules sizes 34-500 and 34-750.	1000003707
Roller WorkMo 44	Dimensions: 1,096 x 493 x 144 mm Weight: 10.0 kg	WorkMo modules sizes 44-500 and 44-750	1000003708





Product description	Article no.
 <p>WorkMo roller wall holder Dimensions (WxDxH): 270 x 97 x 254 mm Weight: 1.5 kg Installation on the van racking system or bodywork. Secure storage of all WorkMo dollies in the vehicle.</p>	1000003963

AluCaddy – compact and flexible

The WorkMo is permanently mobile with the roller skids. Once mounted the WorkMo can be permanently rolled. The roller skid is compatible with all WorkMo modules. Two of the wheels can be locked, ensuring stability under load while working.

Product description	Article no.
 <p>Roller skid WorkMo PU2 Dimensions (WxDxH): 546 x 145 x 108 mm Weight: 2.56 kg Continuous mobility for WorkMo. Suitable for all WorkMo modules. Load capacity up to 150 kg.</p>	6000002992

Product description	Article no.
  <p>AluCaddy foldable Dimensions (WxDxH): 490 x 490 x 1,090 mm Weight: 6.0 kg The WorkMo modules can be transported conveniently using the folding AluCaddy. The AluCaddy, with a bearing load of 150 kg, is a practical aid for the daily transport of materials.</p>	801014905



Wall fixation AluCaddy

Dimensions (WxDxH): 504 x 53 x 61 mm
Weight: 1.2 kg

The wall fixation can, for example, be mounted on the rear door and serves for safe mounting of the collapsed AluCaddy in the vehicle.


1000004391

Worktables – Convenient working like in the workshop



WorkMo worktables provide modular and mobile workbenches – for safe and comfortable work any where you are. The tables are suitable for WorkMo combinations of 2 x 24-500 or 1 x 24-750 on a roller or roller skids. Depending on the application, there are two sizes to choose from, each with two versions (with and without system perforation). The tables with system perforation (20 mm) have a circumferential aluminium profile, which also offers additional possibilities for fixing components.

Product	Technical details	Description	Article no.
WorkMo worktable	Dimensions: 648 x 1,451 x 18 mm Weight: 8.75 kg	Enclosed worktop. Large work area.	1000003700
WorkMo perforated worktable	Dimensions: 648 x 1,451 x 19 mm Weight: 24.6 kg	With system perforation (20 mm). Continuous aluminium profile. Large work area.	1000003701

Product description	Article no.
 <p>Transport set for WorkMo worktable Dimensions (WxDxH): 526 x 124 x 112 mm Weight: 1.8 kg Complete set for transporting the worktable as part of a mobile workplace. Suitable for WorkMo combinations 2 x 24-500 or 1 x 24-750. Cannot be combined with roller skids.</p>	1000003775



Worktops – Work when and where you want



The worktop made from high quality beech-Multiplex provides an ideal work surface for both general and delicate tasks. The panels can be attached to the top surface of the WorkMo using a latching mechanism and can easily be removed again if necessary. The perforated design permits a wide range of attachment options when machining workpieces.

WorkMo worktops


Product	Technical details	Description	Article no.
Worktop WorkMo 24	Dimensions: 426 x 571 x 41 mm Weight: 3.91 kg	...all WorkMo modules 24-500 and 24-750.	1000003697
Worktop WorkMo 34	Dimensions: 426 x 834 x 41 mm Weight: 5.1 kg	...all WorkMo modules 34-500 and 34-750.	1000003698

Side panel accessories – For even more benefits



	Product description	Article no.
 	Storage pocket 04-7 Dimensions (WxDxH): 352 x 132 x 103 mm Weight: 0.38 kg Additional storage options for the WorkMo side panel. Integrated clamping strip for storing screwdrivers, pliers, etc.	6000001329
	suitable fastening material	1000003777
 	Storage pocket for paperwork Dimensions (WxDxH): 157 x 210 x 74 mm Weight: 0.41 kg Document storage for the WorkMo side panel. Suitable for documents up to A4 size.	801016054
	suitable fastening material	1000003777
 	Power supply 4-way IP44 04-7 WorkMo Dimensions (WxDxH): 396 x 526 x 506 mm Weight: 1.02 kg 4-way distributor socket with 2 metre connection line. Including cable hooks and fastening material. Protection class IP44.	1000003774

Clamping devices – Holding without compromise



Product description

Article no.



Locating pin 65mm, PU2

Dimensions (WxDxH): 2 x 2 x 65 mm
Weight: 0.08 kg

Suitable for system perforation of worktops and worktables.
Flexible position stops for work pieces.

6000002974



Screw clamp 160

Dimensions (WxDxH): 208 x 81 x 22 mm
Weight: 0.32 kg

Screw clamp with span of 160 mm to fasten workpieces.
Can be used in the system perforation and aluminium profiles of perforated worktables.

6000002539



Flat clamp AP WorkMo PU2

Dimensions (WxDxH): 257 x 116 x 46 mm
Weight: 0.45 kg

Simple and easy clamping.
Suitable for all worktops and worktables with system perforation.

6000002697

Tool shelf – Effortless transformation to a workshop trolley



Product description

Article no.



Tool shelf WorkMo

Dimensions (WxDxH): 364 x 520 x 103 mm
Weight: 0.4 kg

Flexibly connected with WorkMo.
Can be subdivided using dividers or insetboxes (grid 6 x 8).
Resistant to most solvents, oils and fuels.

1000004390



Divider short tool shelf WorkMo

Dimensions (WxDxH): 328 x 8 x 69 mm
Weight: 0.1 kg

Simple and easy clamping.
Suitable for all worktops and worktables with system perforation.

1000004487



Divider long tool shelf WorkMo

Dimensions (WxDxH): 457 x 8 x 65 mm
Weight: 0.13 kg

Subdivides the tool shelf across the depth.
Compartments compatible with insetboxes.

1000004488

Perforated aluminium grid – Everything to hand

Security – No chance for thieves












Tool hooks and clamps






9-part -SET- 5-part






Hook set for tools 9-part
Aluminium side panel
Art. No.: 6000002437

Tool clamp set 5-part
Aluminium perforated wall 3.0
Art. No.: 6000002438

Product
 Single hook for tools 40 Aluminium side panel Art. No.: 6000002422
 Single hook for tools 66 Aluminium side panel Art. No.: 6000002423
 Single hook for tools 90 Aluminium side panel Art. No.: 6000002424
 Double hook for tools 40 40 aluminium side panel Art. No.: 6000002425
 Double hook for tools 66 Aluminium side panel Art. No.: 6000002426
 Double hook for tools 90 Aluminium side panel Art. No.: 6000002427
 Tool tray for pliers 61 Aluminium side panel Art. No.: 6000002430
 Round hook for tools 40 Aluminium side panel Art. No.: 6000002428
 Round holder for tools 80 Aluminium side panel Art. No.: 6000002429


Product
 Tool clamp 19 Aluminium side panel Art. No.: 6000002435
 Tool clamp 25 Aluminium side panel Art. No.: 6000002431
 Tool clamp 28 Aluminium side panel Art. No.: 6000002432
 Tool clamp 32 Aluminium side panel Art. No.: 6000002433
 Tool clamp 38 Aluminium side panel Art. No.: 6000002434



Product description	Article no.
 Removal safety device WorkMo 500 Dimensions (WxDxH): 101 x 77 x 338 mm Weight: 1.06 kg Suitable for all WorkMo modules height 500.	1000004560
 Removal safety device WorkMo 750 Dimensions (WxDxH): 101 x 644 x 77 mm Weight: 2.0 kg Suitable for all WorkMo modules height 750.	1000004561
 U-lock with a hard plastic coating Dimensions (WxDxH): 140 x 90 x 70 mm Weight: 1.13 kg The U-lock with a hard plastic coating secures your WorkMo perfectly on the building site.	6000002883

Mobile working

Drawer accessories – For increased organisation



Divider sets for drawers

Subdivide the drawer into up to four compartments. Can be extended by the use of additional dividers.

Product

Divider set drawer 24-6

Art. No.: 1000000449

Divider set drawer 34-6

Art. No.: 1000000452

Divider set drawer 44-6

Art. No.: 1000000455

Divider set drawer 24-8

Art. No.: 1000000450

Divider set drawer 34-8

Art. No.: 1000000453





Divider set drawer 44-8

Art. No.: 1000000456



Insetboxes from page 153

Drawer subdivisions

Product	Layout	Article no.
 Insetbox set 23 pcs. H63		1000011030
 Small component tray 10 drawer 24-5		411016008

Tool mats for drawers

Ensure secure hold and prevent rattling noises.

Product

Anti-rattle mat drawer 24-0

Art. No.: 651003661

Anti-rattle mat drawer 34-0

Art. No.: 651003662

Anti-rattle mat drawer 44-0

Art. No.: 651003663



Gedore tool tray inlays suitable for drawers and BOXEs on page 174



Inner drawer dimensions in mm	Width	Depth	Height
Width 2 / height 6	418	314	89
Width 2 / height 8	418	314	123
Width 3 / height 6	660	314	89
Width 3 / height 8	660	314	123
Width 3 / height 10	660	314	157
Width 4 / height 6	902	314	89
Width 4 / height 8	902	314	123
Width 4 / height 10	902	314	157

ProSafe – Load securing at the highest level



The ProSafe system offers comprehensive solutions for securing loads in your vehicle. Along with general load securing elements, load securing accessories specially adapted to the WorkMo are also available. This ensures safe transport.






ProSafe lashing belts with clamping lock

Product	Technical details	Description	Article no.
ProSafe lashing belt clamping lock 1.4 m	Dimensions: 110 x 80 x 40 mm Weight: 0.17 kg	The ProSafe lashing belt clamping lock 1.4 m can be used in a universal manner in the vehicle and can be operated intuitively with just one hand.	1000000224
ProSafe lashing belt clamping lock 3 m	Dimensions: 110 x 110 x 45 mm Weight: 0.29 kg	The ProSafe lashing belt clamping lock 3 m can be used in a universal manner in the vehicle and can be operated intuitively with just one hand.	1000000222
ProSafe lashing belt clamping lock 6 m	Dimensions: 150 x 110 x 40 mm Weight: 0.44 kg	The ProSafe lashing belt clamping lock 6 m can be used in a universal manner in the vehicle and can be operated intuitively with just one hand.	1000000223

ProSafe lashing belts with ratchet



Product	Technical details	Description	Article no.
ProSafe lashing belt 3.5 m	Dimensions: 130 x 110 x 50 mm Weight: 0.63 kg	The ProSafe lashing belt with ratchet 3.5 m can be mounted universally in the vehicle and has a load-bearing capacity of up to 400 daN.	1000000225
ProSafe lashing belt 6 m	Dimensions: 130 x 140 x 55 mm Weight: 0.79 kg	The ProSafe lashing belt with ratchet 6 m can be mounted universally in the vehicle and has a load-bearing capacity of up to 400 daN.	1000000226

Product description		Article no.
	<p>ProSafe CargoStopp</p> <p>Dimensions (WxDxH): 108 x 40 x 63 mm Weight: 0.20 kg</p> <p>Load securing element for inserting in the ProSafe floor lashing points provides a stop for form-closed load securing. Lashing facility is retained thanks to integrated lashing eye.</p>	1000003736
	<p>WorkMo Fix</p> <p>Dimensions (WxDxH): 155 x 66 x 9 mm Weight: 0.78 kg</p> <p>Load securing package for all WorkMos in the vehicle. Suitable for Sortimo protection floors 9 mm in thickness. Must be milled into the vehicle floor and is thus recessed flush with the floor.</p>	1000004978
	<p>WorkMo belt guide PU2</p> <p>Dimensions (WxDxH): 15 x 300 x 75 mm Weight: 0.4 kg</p> <p>Ensures the optimal position of lashing belts. Easy to use by inserting into the WorkMo.</p>	1000005129



Flexible load securing on the vehicle roof.

TopSystem



Sturdy and corrosion-resistant thanks to high-quality stainless steel and aluminium components.



Easy load securing due to the optional, integrated ProSafe lashing system.



Flexibility for expansion with extensive accessories.



Time-saving and ergonomic loading and unloading of cargo.

Roof racks

TopSystem – Flexible load securing on the vehicle roof



Basic carrier

Cross members with integrated ProSafe lashing system



Accessories

Side support cross member



- extension for the basic carrier
- side limit stop for cargo
- flexible mounting positions

Side rail



- extension for the basic carrier
- continuous closure of the cross members creates additional stability
- side limit stop for cargo
- aerodynamic contour
- please consult the vehicle tables for the required length of the side rails

Loading roller



- simplifies loading: cargo can be pushed onto the TopSystem from the rear of the vehicle
- time-saving and ergonomic loading and unloading of cargo
- prevents damage to the vehicle and cargo
- has a bearing load of up to 50 kg
- please consult the vehicle tables for the required dimensions of the appropriate loading roller



Your advantages

- safe transport of long, bulky goods
- high payloads thanks to a low net weight
- aerodynamic contour ensuring low wind noises and fuel savings
- unique load securing options with the optionally integrated ProSafe lashing system
- flexibility for expansion with versatile accessories
- corrosion-resistance and durability thanks to high-quality stainless steel and aluminium components

ProSafe

• Integrated system

Versatile application options in load-securing floors, van racking systems, the Sortimo TopSystem as well as the original lashing points from the vehicle manufacturer.

• Everything from a single source

Sortimo offers you a complete system: lashing options and suitable accessories from one source.

• Simple and secure

Easy and quick utilisation saves time and ensures a secure hold of your cargo.



TopSystem – Flexible load securing on the vehicle roof



Basic carrier

CITROËN

Vehicle	Wheelbase in mm	Roof shape	Version	Selection of cross member	Weight	Article no.	OPTIONAL	
							Length in mm	
							Side rail	Loading roller
Berlingo 2008	2728	Normal roof	ProSafe cross member	2 cross members	7.0 kg	1000011358	2200	1250
Jumpy 2016	2925 3275	Normal roof	ProSafe cross member	2 cross members	7.5 kg	1000011362	2000 2500	1450
Jumpy 2016	3275 3275 L2	Normal roof	ProSafe cross member	3 cross members	11.0 kg	1000011363	2500 2800	1450
Jumper 2006	3000 3450	Normal roof Medium high roof	ProSafe cross member	3 cross members	13.0 kg	1000011360	3000 3500	1750
Jumper 2006	4035 4035 L2	Medium high roof High roof	ProSafe cross member	4 cross members	17.5 kg	1000011361	4000 4500	1750

FIAT

Vehicle	Wheelbase in mm	Roof shape	Version	Selection of cross member	Weight	Article no.	OPTIONAL	
							Length in mm	
							Side rail	Loading roller
Dobló 2010	2755 3105	Normal roof	ProSafe cross member	3 cross members	10.0 kg	1000011364	2200 2800	1250
Talento 2016	3098 3498	Low	ProSafe cross member	2 cross members	8.5 kg	1000011289	2800 3500	1650
Talento 2016	3098 3498	Low	ProSafe cross member	3 cross members	12.5 kg	1000011305	2800 3500	1650
Talento 2016	3098 3498	Low	ProSafe cross member	4 cross members	16.0 kg	1000011301	2800 3500	1650
Ducato 2006	3000 3450	Normal roof Medium high roof	ProSafe cross member	3 cross members	13.0 kg	1000011365	3000 3500	1750
Ducato 2006	4035 4035 L2	Medium high roof High roof	ProSafe cross member	4 cross members	17.5 kg	1000011366	4000 4500	1750



The article no. and price for the optional accessories can be found on page 264

FORD

Vehicle	Wheelbase in mm	Roof shape	Version	Selection of cross member	Weight	Article no.	OPTIONAL	
							Length in mm	
							Side rail	Loading roller
Connect 2014	2662 3062	Normal roof	ProSafe cross member	2 cross members	8.0 kg	1000011367	2000 2500	1450
Connect 2014	3062	Normal roof	ProSafe cross member	3 cross members	11.5 kg	1000011369	2500	1450
Transit Custom 2012	2933 3300	Normal roof	ProSafe cross member	2 cross members	8.5 kg	1000011372	3000 3500	1550
Transit Custom 2012	2933 3300	Normal roof	ProSafe cross member	3 cross members	12.5 kg	1000011374	3000 3500	1550
Transit 2014	3300 3750 3750 L2	Medium high roof High roof	ProSafe cross member	3 cross members	13.0 kg	1000011166	3000 3500 4000	1750
Transit 2014	3750 L2	Medium high roof High roof Super high roof	ProSafe cross member	4 cross members	17.0 kg	1000011165	4000	4000

IVECO

Vehicle	Wheelbase in mm	Roof shape	Version	Selection of cross member	Weight	Article no.	OPTIONAL	
							Length in mm	
							Side rail	Loading roller
Daily 1999 Daily 2014	3000 3520	Normal roof	ProSafe cross member	3 cross members	13.5 kg	1000011375	2200 2200	1750
Daily 1999 Daily 2014	3000 3250 3250 L2 3300 3520 3520 L2 3950 4100 4100 L2	Medium high roof	ProSafe cross member	3 cross members	12.0 kg	1000011376	2200 2500 2500 2500 2200 2500 2500 2500	1550

MAN

Vehicle	Wheelbase in mm	Roof shape	Version	Selection of cross member	Weight	Article no.	OPTIONAL	
							Length in mm	
							Side rail	Loading roller
TGE 2016	3640	Normal roof High roof	ProSafe cross member	4 cross members	16.5 kg	1000011377	3500	1650
TGE 2016*	3640 4490	Normal roof High roof	ProSafe cross member	4 cross members	16.5 kg	1000011378	3500 4500	1650

*Suitable for models with the C-rail.

TopSystem – Flexible load securing on the vehicle roof



MERCEDES BENZ

Vehicle	Wheelbase in mm	Roof shape	Version	Selection of cross member	Weight	Article no.	OPTIONAL	
							Length in mm	
							Side rail	Loading roller
Citan 2012	2697	Normal roof	ProSafe cross member	2 cross members	7.0 kg	1000011379	2000	1250
Citan Maxi 12	3081	Normal roof	ProSafe cross member	2 cross members	7.0 kg	1000011381	2500	1250
Citan Maxi 12	3081	Normal roof	ProSafe cross member	3 cross members	10.0 kg	1000011383	2500	1250
Vito 2003 Vito 2014	3200 L1 3200 L2 3430	Normal roof	ProSafe cross member	4 cross members	16.0 kg	1000011164	2800 3200 3500	1550
Sprinter 2006 Sprinter 2018	3250 3259 3665 3924	Normal roof	ProSafe cross member	3 cross members	12.5 kg	1000011384	3200 3200 3700 3700	1650
Sprinter 2006 Sprinter 2018	3250 3259 3665 3924	Normal roof	ProSafe cross member	4 cross members	16.5 kg	1000011386	3200 3200 3700 3700	1650
Sprinter 2006 Sprinter 2018	3250 3259 3665 3924 4325	High roof	ProSafe cross member	3 cross members	12.0 kg	1000011388	2800 2800 3500 3700 4500	1550
Sprinter 2006 Sprinter 2018	3250 3259 3665 3924 4325	High roof	ProSafe cross member	4 cross members	16.0 kg	1000011390	2800 2800 3500 3700 4500	1550

NISSAN

Vehicle	Wheelbase in mm	Roof shape	Version	Selection of cross member	Weight	Article no.	OPTIONAL	
							Length in mm	
							Side rail	Loading roller
NV200 2010	2725	Normal roof	ProSafe cross member	2 cross members	7.0 kg	1000011398	2200	1250
NV200 2010	2725	Normal roof	ProSafe cross member	3 cross members	10.0 kg	1000011400	2200	1250
NV300 2016	3098 3498	Normal roof	ProSafe cross member	2 cross members	8.5 kg	1000011288	2800 3500	1650
NV300 2016	3098 3498	Normal roof	ProSafe cross member	3 cross members	12.5 kg	1000011304	2800 3500	1650
NV300 2016	3098 3498	Normal roof	ProSafe cross member	4 cross members	16.0 kg	1000011300	2800 3500	1650
NV400 2012	3182 3682 4332	Normal roof Medium high roof	ProSafe cross member	4 cross members	18.5 kg	1000011401	3200 3700 4500	1650

VAUXHALL

Vehicle	Wheelbase in mm	Roof shape	Version	Selection of cross member	Weight	Article no.	OPTIONAL	
							Length in mm	
							Side rail	Loading roller
Combo 2012	2755 3105	Normal roof	ProSafe cross member	3 cross members	10.0 kg	1000011402	2200 2800	1250
Vivaro 2014	3098 3498	Normal roof	ProSafe cross member	2 cross members	8.5 kg	1000011287	2800 3500	1650
Vivaro 2014	3098 3498	Normal roof	ProSafe cross member	3 cross members	12.5 kg	1000011303	2800 3500	1650
Vivaro 2014	3098 3498	Normal roof	ProSafe cross member	4 cross members	16.0 kg	1000011299	2800 3500	1650
Movano 2010	3182 3682 4332	Medium high roof Normal roof	ProSafe cross member	4 cross members	18.5 kg	1000011403	3200 3700 4500	1650

PEUGEOT

Vehicle	Wheelbase in mm	Roof shape	Version	Selection of cross member	Weight	Article no.	OPTIONAL	
							Length in mm	
							Side rail	Loading roller
Partner 2008	2728 2728 L2	Normal roof	ProSafe cross member	2 cross members	7.0 kg	1000011408	2200	1250
Expert 2016	2925 3275	Normal roof	ProSafe cross member	2 cross members	7.5 kg	1000011406	2000 2500	1450
Expert 2016	3275 3275 L2	Normal roof	ProSafe cross member	3 cross members	11.0 kg	1000011407	2500 2800	1450
Boxer 2006	3000 3450	Normal roof Medium high roof	ProSafe cross member	3 cross members	13.0 kg	1000011404	3000 3500	1750
Boxer 2006	4035 4035 L2	Medium high roof High roof	ProSafe cross member	4 cross members	17.5 kg	1000011405	4000 4500	1750



The article no. and price for the optional accessories can be found on page 264

TopSystem – Flexible load securing on the vehicle roof



RENAULT

Vehicle	Wheelbase in mm	Roof shape	Version	Selection of cross member	Weight	Article no.	OPTIONAL	
							Length in mm	
							Side rail	Loading roller
Kangoo 2012	2697	Normal roof	ProSafe cross member	2 cross members	7.0 kg	1000011409	2000	1250
Kangoo Maxi 2010	3081	Normal roof	ProSafe cross member	2 cross members	7.0 kg	1000011411	2500	1250
Kangoo Maxi 2010	3081	Normal roof	ProSafe cross member	3 cross members	10.0 kg	1000011413	2500	1250
Traffic 2014	3098 3498	Normal roof	ProSafe cross member	2 cross members	8.5 kg	1000011286	2800 3500	1650
Traffic 2014	3098 3498	Normal roof	ProSafe cross member	3 cross members	12.5 kg	1000011302	2800 3500	1650
Traffic 2014	3098 3498	Normal roof	ProSafe cross member	4 cross members	16.0 kg	1000011298	2800 3500	1650
Master 2010	3182 3682 4332	Normal roof Medium high roof	ProSafe cross member	4 cross members	18.5 kg	1000011414	3200 3700 4500	1650

TOYOTA

Vehicle	Wheelbase in mm	Roof shape	Version	Selection of cross member	Weight	Article no.	OPTIONAL	
							Length in mm	
							Side rail	Loading roller
ProAce 2016	2925 3275	Normal roof	ProSafe cross member	2 cross members	7.5 kg	1000011415	2000 2500	1450
ProAce 2016	3275 3275 L2	Normal roof	ProSafe cross member	3 cross members	11.0 kg	1000011416	2500 2800	1450

VOLKSWAGEN

Vehicle	Wheelbase in mm	Roof shape	Version	Selection of cross member	Weight	Article no.	OPTIONAL	
							Length in mm	
							Side rail	Loading roller
Caddy 2003 Caddy 2015	2682	Normal roof	ProSafe cross member	2 cross members	7.0 kg	1000011418	2200	1250
Caddy 2003 Caddy 2015	2682	Normal roof	ProSafe cross member	3 cross members	10.5 kg	1000011420	2200	1250
Caddy Maxi 2008 Caddy Maxi 2015	3002 3006	Normal roof	ProSafe cross member	2 cross members	7.0 kg	1000011422	2500	1250
Caddy Maxi 2008 Caddy Maxi 2015	3002 3006	Normal roof	ProSafe cross member	3 cross members	10.0 kg	1000011425	2500	1250
Caddy Maxi 2008 Caddy Maxi 2015	3002 3006	Normal roof	ProSafe cross member	4 cross members	13.0 kg	1000011427	2500	1250
T5 2003 T6 2015	3000 3400	Normal roof	ProSafe cross member	2 cross members	8.0 kg	1000011155	2800 3000	1450
T5 2003 T6 2015	3000 3400	Normal roof	ProSafe cross member	3 cross members	12.0 kg	1000011153	2800 3000	1450
T5 2003 T6 2015	3000 3400	Normal roof	ProSafe cross member	4 cross members	15.5 kg	1000011151	2800 3000	1450
Crafter 2006	3250 3665	Normal roof	ProSafe cross member	3 cross members	12.5 kg	1000011428	3200 3700	1650
Crafter 2006	3250 3665	Normal roof	ProSafe cross member	4 cross members	16.5 kg	1000011430	3200 3700	1650
Crafter 2006	3250 3665 4325	Medium high roof	ProSafe cross member	3 cross members	12.0 kg	1000011432	2800 3500 4500	1550
Crafter 2006	3250 3665 4325	Medium high roof	ProSafe cross member	4 cross members	16.0 kg	1000011434	2800 3500 4500	1550
Crafter 2016	3640	Normal roof High roof	ProSafe cross member	4 cross members	16.5 kg	1000011436	3500	1650
Crafter 2016*	3640 4490 4490 L2	Normal roof High roof	ProSafe cross member	4 cross members	16.5 kg	1000011437	3500 4500 4500	1650

*Suitable for models with the C-rail.



Also available 24/7 online:
mysortimo.com/TopSystem

TopSystem – Flexible load securing on the vehicle roof



Accessories



Side rails

Side closure for your TopSystem. Please see the vehicle tables for the side rail lengths required for your vehicle. The item includes a side rail as well as fastening material for the side of the TopSystem basic carrier.


Designation	Dimensions (WxDxH) / weight	Article no.	Designation	Dimensions (WxDxH) / weight	Article no.
STS side rail 2000	Dimensions: 1,945 x 18 x 84 mm Weight: 1.9 kg	1000005229	STS side rail 3200	Dimensions: 3,135 x 18 x 84 mm Weight: 3.1 kg	1000005235
STS side rail 2200	Dimensions: 2,149 x 18 x 84 mm Weight: 2.1 kg	1000005231	STS side rail 3500	Dimensions: 3,441 x 18 x 84 mm Weight: 3.4 kg	1000005236
STS side rail 2500	Dimensions: 2,455 x 18 x 84 mm Weight: 2.4 kg	1000005232	STS side rail 3700	Dimensions: 3,645 x 18 x 84 mm Weight: 3.6 kg	1000005237
STS side rail 2800	Dimensions: 2,727 x 18 x 84 mm Weight: 2.7 kg	1000005233	STS side rail 4000	Dimensions: 3,951 x 18 x 84 mm Weight: 3.9 kg	1000005238
STS side rail 3000	Dimensions: 2,931 x 18 x 84 mm Weight: 2.9 kg	1000005234	STS side rail 4500	Dimensions: 4,427 x 18 x 84 mm Weight: 4.4 kg	1000005239

Loading rollers

Note: These loading rollers can only be mounted in combination with side rails mounted on both sides. Please see the vehicle tables for the loading roller lengths required for your vehicle.

Designation	Dimensions (WxDxH) / weight	Article no.
STS loading roller set side rail 1250	Dimensions: 1,250 x 70 x 80 mm Weight: 1.8 kg	1000012248
STS loading roller set side rail 1450	Dimensions: 1,450 x 70 x 80 mm Weight: 2.1 kg	1000012249
STS loading roller set side rail 1550	Dimensions: 1,550 x 70 x 80 mm Weight: 2.15 kg	1000012250
STS loading roller set side rail 1650	Dimensions: 1,650 x 70 x 80 mm Weight: 2.25 kg	1000012251
STS loading roller set side rail 1750	Dimensions: 1,750 x 70 x 80 mm Weight: 2.35 kg	1000012252
STS loading roller set side rail 1850	Dimensions: 1,850 x 70 x 80 mm Weight: 2.45 kg	1000012253



Product description	Article no.
 <p>Loading roller 500 mm Dimensions (WxDxH): 500 x 50 x 50 mm Weight: 1.0 kg</p> <p>The loading roller for convenient and time-saving loading and unloading of heavy, long or large-volume transport goods on the vehicle roof. Installation is also possible without side rails, the loading roller 500 is attached directly to the rearmost cross member.</p>	1000010569

TopSystem – Flexible load securing on the vehicle roof



ProSafe lashing belt with ratchet

Load: max. 400 daN Belt width: 25 mm Turnbuckle: ratchet End fitting: ProSafe hook



Designation	Weight	Product description	Article no.
ProSafe lashing belt 0.77 m	Weight: 0.52 kg	ProSafe lashing belt with ratchet for securing small cargo on the ProSafe version of the Sortimo TopSystem.	100000228
ProSafe lashing belt 0.93 m	Weight: 0.53 kg	ProSafe lashing belt with ratchet for securing medium-sized cargo on the ProSafe version of the Sortimo TopSystem.	100000227
ProSafe lashing belt 1.5 m	Weight: 0.45 kg	ProSafe lashing belt with ratchet and clamping function for the belt end for securing large cargo on the ProSafe version of the Sortimo TopSystem.	1000012322
ProSafe lashing belt 3.5 m	Weight: 0.63 kg	ProSafe lashing belt with ratchet and 400 daN load capacity.	100000225

Lashing belt with ratchet without end fitting

Load: max. 400 daN Belt width: 25 mm Turnbuckle: ratchet End fitting: none



Designation	Weight	Product description	Article no.
Lashing belt ratchet 1.0 m, 400 daN	Weight: 0.45 kg	Belt length: approx. 1,000 mm	6000012841
Lashing belt ratchet 3.0 m, 400 daN	Weight: 0.51 kg	Belt length: approx. 3,000 mm	6000012842
Lashing belt ratchet 6.0 m, 400 daN	Weight: 0.63 kg	Belt length: approx. 6,000 mm	6000012843

Lashing belts with clamping lock without end fitting

Easy lashing via lashing to the cross member.



Designation	Dimensions (WxDxH) / weight	Product description	Article no.
Lashing belt clamping lock 0.25 m	Dimensions: 70 x 30 x 40 mm Weight: 0.07 kg	Length: 0.25 m	801015938
Lashing belt clamping lock 1.2 m	Dimensions: 90 x 50 x 35 mm Weight: 0.14 kg	Length: 1.2 m	1000003942
Lashing belt clamping lock 3.5 m	Dimensions: 97 x 50 x 35 mm Weight: 0.16 kg	Length: 3.5 m	80714114






TopSystem – Flexible load securing on the vehicle roof



Aid for load securing

Product description		Article no.
	<p>Ladder locking device side rail Dimensions (WxDxH): 77 x 35 x 84 mm Weight: 0.25 kg Set consisting of two corrosion-resistant brackets to prevent the ladder from shifting sideways.</p>	1000005400
	<p>TopSystem aluminium foldable ladder 3000 mm Dimensions (WxDxH): 1,570 x 350 x 125 mm Weight: 6.5 kg A 3m long ladder is ideal for loading and unloading the roof rack on high vehicles and ensures safe climbing.</p>	811016006
	<p>Holder of the telescopic ladder depth 4 Dimensions (WxDxH): 130 x 45 x 110 mm Weight: 0.5 kg Telescopic ladder holder for safe stowing and quick access to the telescopic ladder 3.3 m (Art. No.: 80714909) and the ladder 3.8 m (Art. No. 6000001868).</p>	80779281

Product description		Article no.
	<p>Ladder clamp Safecamp 2 pcs. per pack Dimensions (WxDxH): 450 x 140 x 120 mm Weight: 3.0 kg Ladder clamp for secure attachment of the ladder to the Sortimo TopSystem.</p>	6000000126
	<p>Flex edge protection for lashing belts PU 4 Dimensions (WxDxH): 180 x 75 x 7 mm Weight: 0.24 kg The flexible plastic edge protection profile protects the load and prevents the lashing belts from slipping.</p>	1000001870
	<p>Load stopper Dimensions (WxDxH): 130 x 116 x 150 mm Weight: 0.7 kg The load stopper secures the cargo as well as functioning as a transport tube for narrow tubes or bars.</p>	1000005398

Transport tubes

The aluminium transport tubes have a cross section of 150 mm. Two-ended access to contents is possible due to lockable flaps. The transport tubes are delivered including the installation kit for the Sortimo TopSystem.







Designation	Dimensions (WxDxH) / weight	Article no.
STS aluminium transport tube 2000	Dimensions: 2,000 x 180 x 220 mm Weight: 9.5 kg	811017175
STS aluminium transport tube 3000	Dimensions: 3,000 x 180 x 220 mm Weight: 12.5 kg	811017174



TopSystem – Flexible load securing on the vehicle roof



Beacons

Product description		Article no.	
		Warning beacon plug base holder for side rails Dimensions (WxDxH): 110 x 35 x 100 mm Weight: 0.35 kg Warning beacon plug base holder for fixing the warning beacon onto the TopSystem side rail.	1000005392
		Warning beacon plug base holder for cross members Dimensions (WxDxH): 110 x 66 x 100 mm Weight: 0.4 kg Warning beacon plug base holder for fixing the warning beacon to the cross member.	1000005393
		LED beacon yellow, 10-30 V plug socket Dimensions (WxDxH): 155 x 155 x 235 mm Weight: 0.84 kg Long-life LED beacon yellow with magnetic base, height 152 mm and diameter 183 mm.	6000002370
		Warning beacon magnetic holder for cross members Dimensions (WxDxH): 200 x 200 x 55 mm Weight: 0.85 kg The warning beacon magnetic holder set secures beacons magnetically.	1000005394
		LED warning beacon yellow 10-30 V magnetic base Dimensions (WxDxH): 186 x 186 x 165 mm Weight: 1.39 kg Long-life LED beacon yellow on a magnetic base, height 152 mm and diameter 183 mm.	6000002371

Rear ladder lift

The rear ladder lift can bear a ladder weight of up to 51 kg. It lifts ladders conveniently onto the vehicle roof with the aid of pressure cylinders. There the lift locks audibly into the end position. The ladder is load secured when it is folded, therefore the height poses no problem. As a result the user does not have to climb onto the roof in order to secure the ladder.



Designation	Dimensions (WxDxH) / weight	Article no.
Rear ladder lift 2500 mm	Dimensions: 2,600 x 480 x 155 mm Weight: 31.0 kg	1000000193
Rear ladder lift 3000 mm	Dimensions: 3,100 x 480 x 155 mm Weight: 34.0 kg	1000000194



TopSystem – Flexible load securing on the vehicle roof



Ladder side lift



Advantages at a glance:

- time-saving and ergonomic loading and unloading of ladders
- space-saving, side access to the ladder, no space required at the rear of the vehicle
- reliably prevents errors when securing ladders
- easily convertible to a different ladder size



easy operation, system locks and secures the ladder automatically





fully rubberised surfaces in the limit stop area for the ladder



suitable for 1-, 2-, or 3-stage ladders; max. ladder length up to 1.5 times the length of the cross member spacing of the TopSystem; the cross member spacing can be varied from 1380 to 3000 mm

- up to 35 kg load
- flexible and simple assembly
- can be mounted on both sides
- weatherproof
- net weight of only 20 kg
- suitable for vehicles that have a height of 2.0 m (e.g. MB Vito H1 & VW T6 H1)

Product description	Article no.
 <p>Ladder side lift Dimensions (WxDxH): 1,876 x 328 x 156 mm Weight: 28.7 kg Lift for time-saving and ergonomical loading and unloading of your ladder.</p>	1000010570

 <p>U-lock with a hard plastic coating Dimensions (WxDxH): 140 x 90 x 70 mm Weight: 1.13 kg The U-lock can be used to secure the ladder side lift against unwanted access.</p>	6000002883
---	------------



Here's how it works:

Videos about the side ladder lift
mySortimo.com/TopSystem



Roof racks



Online configurator for vehicle decals


mySortimo graphics



Simple to design without knowledge of graphics



Full cost control and available 24 hours a day



Durability as a result of the use of high-quality films



One-stop shopping – everything from a single supplier



mySortimo graphics – Online configurator for vehicle decals



Vehicle decals are a simple and very effective way of increasing the awareness of your company. Reach a large number of potential customers at a reasonable cost. Vehicle decals also represent a sensible addition to your other marketing activities and are a cost-effective sustainable alternative to newspaper advertising, posters and radio advertising. Decals last for many years if they are applied professionally. They mean that you can reach your target group over a long period without additional expenditure – especially if you are driving around in the region every day.

Your vehicle is your company's mobile business card and plays an important role in drawing your company to the attention of existing and potential customers and partners. Make the most of this potential for a professional presence and be noticed. Configure your personal vehicle decals right now, quickly and simply on the computer using the online configurator from mySortimo graphics.

Effective marketing

Make an impression and get yourself noticed. A professional presence allows you to reach potential customers every day and increase your turnover.

Professional templates

Various templates to get you quickly started. Generate relevant designs quickly and simply without the need for specific knowledge of graphics.

Full cost control

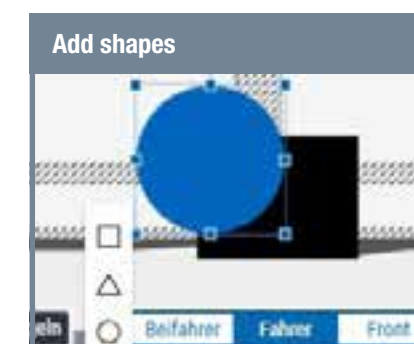
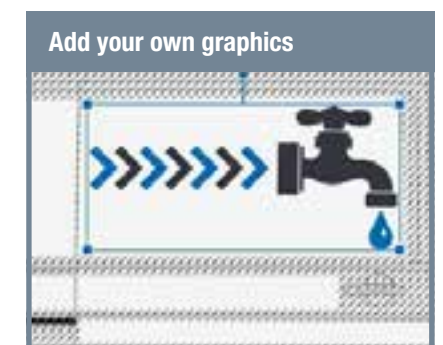
You will have the current price in view during the design process and you decide yourself how extensive your decals need to be and how much you want to invest.

Everything from a single source

Benefit from the Sortimo complete service. Save time through reduced downtimes and head off to the next job with your personally branded vehicle.



Configure online & order directly at
mySortimo.com/graphics



mySortimo graphics – Online configurator for vehicle decals

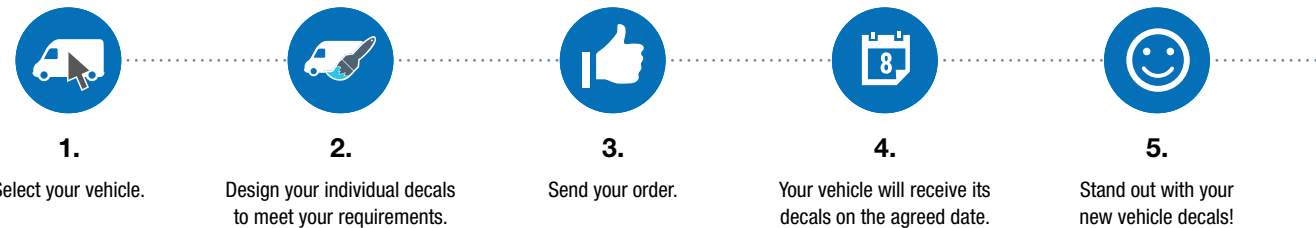


The quickest and simplest way to design your personal vehicle decals.

You want to use your vehicle as a mobile advertising surface and thus generate more awareness for your company, contact potential customers and achieve increased turnover. Professional vehicle decals are the ideal solution. However, historically the option for getting decals on a vehicle has been associated with lots of time and expense.

mySortimo graphics – the online configurator for vehicle decals by Sortimo – makes designing and ordering your individual advertising decals simpler than ever before.

Design your vehicle yourself in just a few steps whenever you want. mySortimo graphics makes it possible in very little time using templates and vehicle-specific editing areas. Prolonged discussions with service providers are a thing of the past and you are completely independent of business hours as it is permanently available.



Sample price:
Volkswagen T6, wheelbase 3000 mm, normal roof
Decals incl. application on all four sides of the vehicle



Quick & easy



- 1 Enter contact data / advertising text
- 2 Choose colour
- 3 You're done!

Individual & creative



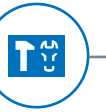
- 1 Select the template
- 2 Edit the text
- 3 Customise the colour
- 4 Add your own graphics
- 5 Design all views
- 6 You're done!

Vehicle decals entirely in accordance with your wishes

In the mySortimo graphics online configurator, choose either the “quick & easy” or “individual & creative” design options. In the “quick & easy” solution, simply enter your required advertising data and then choose the colour of the film. The text is automatically placed in the optimum position on the vehicle – you just need to place the order. If you would like to further customise the decal, you can add the finishing touches to your design using the many functions in the editor. The editor offers even more possibilities for an eye-catching vehicle design. Create your preferred personal decals, even without any knowledge of graphics, based on the various different templates and defined editing areas. Intuitive operating elements can be used to edit the text of the decals, shapes and your own graphics can be added, and the colour of the film can be changed. The all-round design can be achieved by simply changing the view from the passenger side to the driver’s side and between the front view and the rear view, letting you design your vehicles to meet your precise requirements.

Compare the design of your decals with your planned budget. The total cost of the vehicle decals with film production and application to your vehicle is available to view at all times using the dynamic price indication in the online configurator. The production of your vehicle decals uses only high-quality films from leading manufacturers with excellent adhesion and outstanding quality. The materials are UV-resistant and weatherproof. Durability is between 5 and 7 years, depending on the effects of weathering and care. The decals can, of course, be removed from the paint on your vehicle without leaving any residues.





Individually configurable foam inlays

mySortimo inlay



100% perfect fit for Sortimo containers.



Easy planning of your inlays via online configurator.



Custom-made for you even in the smallest quantities.



Systematic organisation inside your containers.

mySortimo inlay – Individually configurable foam inlays



Configure online & order directly at
www.mySortimo.com/inlay

With *mySortimo inlay* you can tidy your BOXXes, cases and drawers. This means that – in line with 5S workplace organisation – everything is in its place and is quickly at hand for you at all times. This reduces unproductive time spent searching for things and optimises your daily work routine.

The two-colour combination of blue base body and black top layer allows missing parts and tools to be quickly identified. This prevents the loss of expensive tools and saves you unnecessary replacement and other costs. Your tools are ideally protected from damage in the robust foam inlays.

Quality

- perfect fit for Sortimo BOXXes, cases and drawers from the Sortimo van racking system and the WorkMo
- sturdy, high-quality material
- easy to clean
- odourless

Benefits

- protects your tools from damage
- creates a perfect overview
- tools always ready to hand
- increases your productivity
- prevents loss and expensive replacement




mySortimo foam inlays

Dimensions (WxDxH)

<i>mySortimo foam inlay T-BOXX G 55 mm</i>	420 x 310 x 55 mm
<i>mySortimo foam inlay metal case 60 mm</i>	420 x 313 x 60 mm
<i>mySortimo foam inlay L-BOXX G 102 40 mm</i>	420 x 317 x 40 mm
<i>mySortimo foam inlay L-BOXX G 136 70 mm</i>	420 x 317 x 70 mm
<i>mySortimo foam inlay drawer SR5 width 2 depth 4 40 mm</i>	415 x 315 x 40 mm
<i>mySortimo foam inlay drawer SR5 width 2 depth 5 40 mm</i>	415 x 415 x 40 mm
<i>mySortimo foam inlay drawer SR5 width 3 depth 4 40 mm</i>	665 x 315 x 40 mm
<i>mySortimo foam inlay drawer SR5 width 3 depth 5 40 mm</i>	665 x 415 x 40 mm
<i>mySortimo foam inlay drawer SR5 width 4 depth 4 40 mm</i>	910 x 315 x 40 mm
<i>mySortimo foam inlay drawer SR5 width 4 depth 5 40 mm</i>	910 x 415 x 40 mm
<i>mySortimo foam inlay SR drawer width 3 depth 4 50 mm</i>	615 x 280 x 50 mm
<i>mySortimo foam inlay SR drawer width 4 depth 4 50 mm</i>	865 x 280 x 50 mm

mySortimo inlay – Individually configurable foam inlays



Bring your productivity to the next level! With mySortimo inlay foam inlays, we offer you a 100% custom solution for enhancing your Sortimo BOXXes, cases and drawers from the Sortimo van racking system – adapted to your needs.

You can use the online configurator to create custom foam inlays with optimal fit in just a few steps. Simply enter the tools you have using a smartphone or digital camera and design the interior of your container using various alignment and positioning functions. Manage your foam inlays in your mySortimo account, from where you can make adjustments or re-order inlays at any time.



The mySortimo inlay online configurator



- intuitive, custom design
- 24/7 – available around the clock
- no software installation necessary
- full price transparency
- can be ordered directly online
- 100% perfect fit for Sortimo containers
- manage stored and ordered configurations
- fast delivery thanks to process optimisation

Five steps to your custom foam inlay:

1



Select container
BOXX, case, drawer.

2



Print photo template
Download and print A4 or A3 format photo template.

3



Enter tools
Place tools on the photo template and take pictures with your smartphone or digital camera.

4



Object recognition
Load photos from your computer into the configurator and edit the detected contours if necessary.

5



Configure & order inlay online
Place and arrange captured objects on the selected inlay in the configurator. Finally, add recessed grips for easy removal and order directly online.





Set in order and standardise

mySortimo labels



KEEPS THINGS TIDY – custom labelling prevents duplicate inventory management



QUICK ACCESS – improved clarity of contents thanks to Sortimo colour code



SAVE TIME – consistent labelling cuts down time to refill contents



CONFIGURABLE – turnkey ordering with SR5 van racking

SR5 – mySortimo labels



With mySortimo labels it is possible to gain an even greater added value in the standardisation and systematisation of the mobile working day. Following hand-over of a vehicle with van racking, there is often no time to label the rack components by hand. A carefully planned configuration combined with custom-fit labelling of the racking forms the basis for simplified and productive workplace organisation in our daily world of work. Thanks to mySortimo labels, this is done in the form of labelling that is custom-printed and applied to the desired components of the SR5 van racking and delivered at the same time, ready to use. Carrier clips allow labels to be rearranged quickly and at any time across all components of the SR5 van racking system.

With the integration of cutting-edge methods of workplace organisation to meet the 5S standard, such as the Sortimo colour code, mySortimo labels are helping to ensure even greater productivity and efficiency in the daily routine. The selection of colour codes for the labels is a very easy way of organising work materials in a standardised manner so that they can be immediately identified by every employee thanks to visual col-

our coding. The use of colour codes indicates what the material belongs to, e.g. by type, purpose or persons. This code can be customised accordingly from a range of six colours.

Writing on the label then allows the specific contents to be subdivided further. Setting standards for labelling makes it considerably easier for staff to select the right materials from the stockroom and the van racking and to put them in their proper place in the vehicle. This is particularly helpful when vehicles are used by more than one person.

A further benefit is that sorting simplifies and speeds up the replenishment process. mySortimo labels ensure that materials that are about to run out or have already run out are noticed early on and can be reordered in good time.


Sortimo colour code


Organisation of the materials by type, purpose or category. Sortimo offers optimal help for this:


Colour code	Main category	Sub-category
	Fastening material	Wall plugs, screws, washers, circlips, nuts, rivets, pipe clamps, cable clamps, etc.
	Work equipment / Health and safety	Load securing, laptop insert, work gloves, safety glasses, high visibility vests, hearing protectors, respirators, etc.
	Electrical installation	Terminals, heat-shrink tubes, ferrules, switches, plugs, sockets, fuses, etc.
	HVAC installation	Valves, screw plugs, sealing rings, fittings, clamps, O-rings, filters, controllers, etc.
	Construction chemicals	Silicone, glue, sealants, adhesive tape, cleaning agents, lubricants, etc.
	Power and hand tools	Drills, cordless screwdrivers, angle grinders, hammers, pliers, screwdrivers, spanners, etc.





Five steps to your complete vehicle labelling:

- 

Select component
BOXX, drawer, shelf, etc.
- 

Choose Sortimo colour code
Up to six basic colours are available.
- 

Enter text
Custom description of the content through freely divisible text fields.
- 


Multiple labelling
Depending on the component, additional labels can be defined.
- 

Stock list
Created labels can be managed and reused via a stock list.

SR5 – mySortimo labels



For labelling the SR5 van racking as well as the BOXXes and cases, the labels are also available as a Print@Home solution outside the van racking configurator. The labels are available on pre-printed sheets in the six basic colours of the Sortimo colour codes and can be individually labelled from the comfort of your own home. PDF templates help you in this process. These can be downloaded free of charge from mysortimo.com/labels. In combination with the SR label clip, all components of the SR5 van racking system (SR-BOXXes, drawers and shelves) can be optimally labelled.

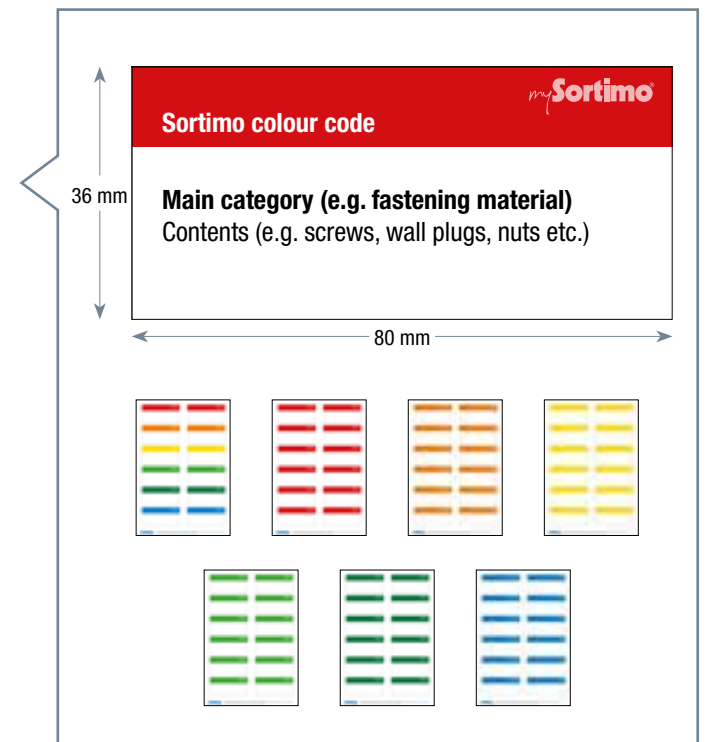
Product description	Article no.
 <p>SR label clip Dimensions (WxDxH): 82 x 19 x 32 mm can be used for SR-BOXXes, open shelves with border SR5 and drawers SR5 secure hold for labelling flexible replacement or displacement when changing the vehicle equipment</p>	6000011976



Labelling SR

For SR5 open shelves with border, SR5 drawers and BOXXes. You will need an SR label clip when using SR-BOXXes and SR5 components.

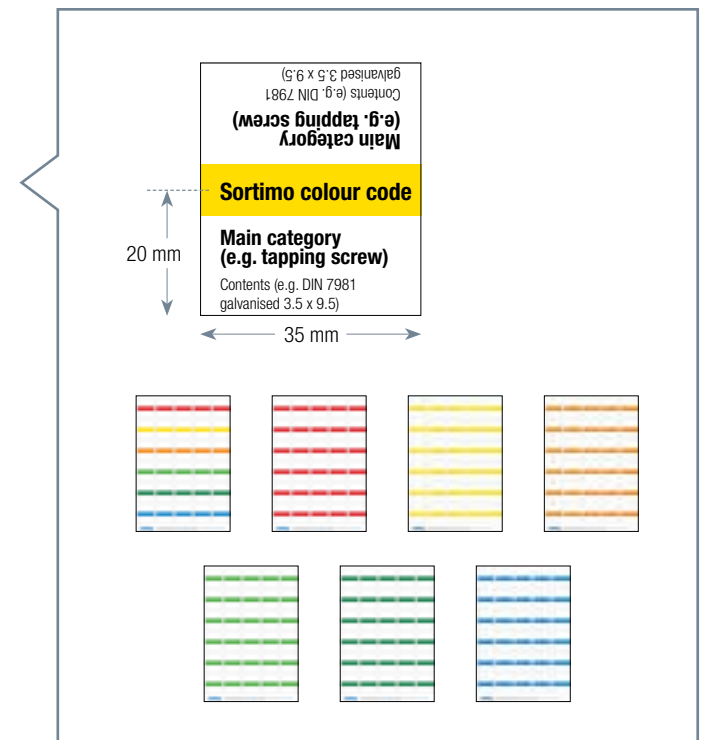
Product description	Article no.
Labels, assorted colours, for BOXXes/cases/clips 12 pcs. (1 sheet)	6000011233
Labels, blue, for BOXXes/cases/clips 12 pcs. (1 sheet)	6000011553
Labels, yellow, for BOXXes/cases/clips 12 pcs. (1 sheet)	6000011554
Labels, green, for BOXXes/cases/clips 12 pcs. (1 sheet)	6000011555
Labels, light green, for BOXXes/cases/clips 12 pcs. (1 sheet)	6000011556
Labels, orange, for BOXXes/cases/clips 12 pcs. (1 sheet)	6000011557
Labels, red, for BOXXes/cases/clips 12 pcs. (1 sheet)	6000011558



Labelling for insetboxes

For insetboxes and insetbox dividers.

Product description	Article no.
Labels for insetbox 30 pcs., assorted colours (1 sheet)	6000011232
Labels for insetbox 30 pcs., blue (1 sheet)	6000011547
Labels for insetbox 30 pcs., yellow (1 sheet)	6000011548
Labels for insetbox 30 pcs., green (1 sheet)	6000011549
Labels for insetbox 30 pcs., light green (1 sheet)	6000011550
Labels for insetbox 30 pcs., orange (1 sheet)	6000011551
Labels for insetbox 30 pcs., red (1 sheet)	6000011552





Branch offices and partners

Sortimo in Germany



Sortimo International GmbH
Head office
 Dreilindenstraße 5
 86441 Zusmarshausen
 Tel. 08291 850-0
 E-mail: info@sortimo.de

Sortimo Branch Office
Berlin
 Paulsternstraße 13
 13599 Berlin
 Tel. 030 2005370-0
 E-mail: berlin@sortimo.de

Sortimo Branch Office
Dresden
 Hamburger Straße 14
 01067 Dresden
 Tel. 0351 207362-0
 E-mail: dresden@sortimo.de

Sortimo Branch Office
Düsseldorf
 Bonner Straße 205
 40589 Düsseldorf
 Tel. 0211 889206-0
 E-mail: duesseldorf@sortimo.de

Sortimo Branch Office
Frankfurt/Main
 Waldstraße 74
 63128 Dietzenbach
 Tel. 06074 91456-0
 E-mail: frankfurt@sortimo.de

Sortimo Branch Office
Hamburg
 Ausschläger Allee 178
 20539 Hamburg
 Tel. 040 571954-0
 E-mail: hamburg@sortimo.de

Sortimo Branch Office
München
 Landshuter Straße 13
 85716 Unterschleißheim
 Tel. +49 89 37004560
 E-mail: muenchen@sortimo.de

Sortimo Branch Office
Nürnberg
 Benno-Strauß-Straße 37
 90763 Fürth
 Tel. 0911 48035-35
 E-mail: nuernberg@sortimo.de

Sortimo Branch Office
Stuttgart
 Nürtinger Straße 50
 73257 Köngen
 Tel. 07024 9726-0
 E-mail: stuttgart@sortimo.de

Sortimo Branch Office
Zusmarshausen
 Dreilindenstraße 5
 86441 Zusmarshausen
 Tel. 08291 850-147
 E-mail: zusmarshausen@sortimo.de

Sortimo Station Bad Dübén
 Rolf Frömmichen
 Hauptstraße 10
 04849 Authausen
 Tel. 034243 26234
 E-mail: sortimo-froemmichen@gmx.de

Sortimo Station Berlin
 IFP GmbH
 Buckower Chaussee 85
 12277 Berlin
 Tel. 030 72016005
 E-mail: kontakt@sortimo-berlin.de

Sortimo Station Brüggen
 Bartsch + Feikes GmbH
 Weihersfeld 18
 41379 Brüggen
 Tel. 02163 9997-0
 E-mail: info@bartsch-feikes.de

Sortimo Station Emsbüren
 Fahrzeugbau Dülmmer GmbH & Co. KG
 Pliniusstraße 2
 48488 Emsbüren
 Tel. 05903 93551-0
 E-mail: sortimo@fahrzeugbau-duelmer.de

Sortimo Station Essen
 Heiko Dworak GmbH & Co.
 Verwaltungs KG
 Johanniskirchstraße 98
 45329 Essen
 Tel. 0201 747008-1
 E-mail: service@sortimo-essen.de

Sortimo Station Ettenheim
 SiTraFa GmbH & Co. KG
 Rudolf-Hell-Strasse 10
 77955 Ettenheim
 Tel. 07822 78934-0
 E-mail: info@sitrafa.de

Sortimo Station Fulda
 Josef Leibold GmbH
 Philipp-Reis-Straße 19-21
 36093 Künzell
 Tel. 0661 31019
 E-mail: info@leibold-karosseriebau.de

Sortimo Station Gera
 PFK Eickmeier GmbH & Co. KG
 Wiesenring 8
 07554 Korbußen
 Tel. 036602 241-0
 E-mail: pfk-eickmeier@t-online.de

Sortimo Station Gerstetten
 Klaus Fries
 Amselweg 5
 89547 Gerstetten
 Tel. 07323 3907
 E-mail: sortimo-station-gerstetten@t-online.de

Sortimo Station Halle
 Gruber Fahrzeugbau GmbH
 Geltestr. 3
 06184 Kabelsketal OT Dölbau
 Tel. 034602 4364-0
 E-mail: info@gruber-sortimo.de

Sortimo Station Hannover
 HIG GmbH
 Molkereistraße 33
 30826 Garbsen
 Tel. 05131 4829 930
 E-mail: vertrieb@hig-hannover.de

Sortimo Station Heilbronn
 Hartmut Stöckel
 Sägmühlstraße 45
 74930 Ittlingen
 Tel. 07266 911555
 E-mail: info@stoekel-fahrzeugbau.de

Sortimo Station Koblenz
 L & S GmbH & Co. KG
 Gebrüder-Pauken-Str. 10
 56218 Mülheim-Kärlich
 Tel. 02630 95652-0
 E-mail: info@sortimo-koblenz.de

Sortimo Station Magdeburg
 Lohanser GmbH
 Geschwister-Scholl-Straße 147
 39218 Schönebeck (Elbe)
 Tel. 03928 4102-76
 E-mail: info@lohanser.de

Sortimo Station Mannheim
 soflex GmbH
 Schildkrötstraße 29
 68199 Mannheim
 Tel. 0621 84254-0
 E-mail: contact@soflex-ma.de

Sortimo Station Kaiserslautern/Mainz
 soflex GmbH
 Am Sonnenhang 4
 55288 Schornsheim
 Tel. 0631 3507545
 E-mail: walz@soflex-ma.de

Sortimo Station Pforzheim
 HS Fahrzeug- und
 Betriebseinrichtungen GmbH
 Hoheneichstraße 48
 75217 Birkenfeld
 Tel. 07231 80019-0
 E-mail: info@sspf.de

Sortimo Station Schweinfurt
 Sortimo Station Schweinfurt e.K.
 Kreuzstraße 2
 97532 Üchtelhausen
 Tel. 09720 1882
 E-mail: info@sortimo-sw.de

Sortimo Station Schwerin
 HGS Fahrzeug- und
 Betriebseinrichtungen GmbH
 Lindenweg 1
 19075 Pampow/Schwerin
 Tel. 03865 829-0
 E-mail: info@hgs-sortimo-schwerin.de

Sortimo Station Solingen
 M. Becker Fahrzeuginrichtungen
 Kyllmannweg 29
 42699 Solingen
 Tel. 0212 320001
 E-mail: info@sortimo-solingen.de

Sortimo Station Wetzlar
 Auto-Schach GmbH & Co. KG
 Industriestraße 15-17
 35582 Wetzlar-Dutenhofen
 Tel. 0641 97901-0
 E-mail: info@auto-schach.de



Subsidiaries and importers

Sortimo worldwide

Egypt

AL-ARABIA
Al Maryouteya Canal Rd.
Kerdasah Enterance
Giza Governorate
Tel. +201110680330
E-mail alarabia@ave-eg.com
ave-eg.com

Australia

Berreny Pty Ltd
Showroom: 13/4 Abbott Rd
Seven Hills, Sydney, NSW,
Australia, 2147
Tel. +612 88095811
Postal P.O. Box 1115,
Baulkham Hills, NSW,
Australia, 1755
Tel. 61(0)2 88095811
E-mail sales@sortimo.com.au
sortimo.com.au

Bahrain / Saudi Arabia

H&H Euro Tech Co. W.L.L.
Building 268, Avenue 22
Block 324, Al Fateh
Juffair, Manama
Kingdom of Bahrain
Tel. +973 13688 968
Fax +973 13688 978
E-mail info@sortimo-gcc.com
hh-eurotec.com

Belgium

Sortimo BELUX bvba
Schaarbeecklei 491
B - 1800 Vilvoorde
Tel. +32 2 3550370
Fax +32 2 3550371
E-mail info@sortimo.be
mySortimo.be

Cayman Islands

W. S. M. Wacker Service Mobil Ltd.
P.O.Box 823
KY1 - 1103 Grand Cayman Islands
Tel. +1 345 9168565
E-mail sunnycayman@hotmail.com
mySortimo.com

China (Hong Kong)

Gala Gold Hong Kong Ltd.
Unit 1702, 17/F,
Yuen Long Trading Centre,
No. 33 Wang Yip Street West,
NT - Hong Kong
Tel. +852 3997 3912 / +852 3590 8879
Fax +852 3543 5891
galagold@gmail.com
sortimo.hk

Denmark

Sortimo A/S
Greve Main 24
DK - 2670 Greve
Tel. +45 43 5522 22
E-mail info@sortimo.dk
mySortimo.dk

Estonia

ProVan OÜ
Välja 3, Soinaste,
Ülenurme vald,
Tartumaa
Tel. +372 526 5145
E-mail info@provan.ee
provan.ee

Finland

Suomen Autokaluste Oy
Kaapelikatu 4
FIN - 05800 Hyvinkää
Tel. +358 440 551 447
E-mail info@sortimo.fi
sortimo.fi

France

Sortimo by Gruau S.A.S.
Aéropark - Bât C6 1,
rue Jean Mermoz
F - 95500 GONESSE
Tel. +33 1 39874466
Fax +33 1 39875168
E-mail info@sortimo.fr
mySortimo.fr

Greece

Stathis Transport Refrigeration
Dounas Theocharis & Co. S.A.
Sindos Industrial Area, Entrance B
P.O. Box 11 34
GR - 570 22 Thessaloniki
Tel. +30 231 0798300
Fax +30 231 0798370
E-mail contact@stathis.com.gr
stathis.com.gr

Great Britain

Sortimo International Ltd.
11-17 Ravenhurst Court
Birchwood, Warrington, Cheshire
GB - WA3 6PN
Tel. +44 1925 831636
Fax +44 1925 848232
E-mail vanrack1@sortimo.co.uk
mySortimo.com

Iceland

RAFVER EHF
Skeifan 3 E-F
P.O. Box 84 33
ISL - 108 Reykjavik
Tel. +35 4 5812333
Fax +35 4 5680215
E-mail rafver@rafver.is
rafver.is

Israel

Sortline Ltd.
17 Zvi Bergman St.,
Industrial Zone Sgula
P.O. Box 46 22
IL - 4927974 Petach-Tikva
Tel. +972 3 9052117
Fax +972 3 9052110
E-mail info@sortline.co.il
sortline.co.il

Italy

Via dell'Artigianato, 72
37067 Valeggio sul Mincio (VR)
Tel. +39 (0)45 2472462
Fax +39 (0)45 2066586
E-mail commerciale@titeurope.com
sortimo.it

Japan

MURATEC - KDS CORPORATION
No. 3, Minamiochiai-cho
Kisshioin, Minami-Ku
JP - 601-8326 Kyoto
Tel. +81 75 681 2761
Fax +81 75 661 2764
E-mail workman@kdsjpn.co.jp
kdsjpn.co.jp

Canada

TK Western
16445 - 130 Avenue, T5V 1K5
Edmonton, Alberta, Canada
Tel. 780-447-9529
E-mail johnny@sortimo.ca
sortimo.ca

Croatia

Sortis oprema d.o.o.
M.Gupca 12
HR - 10434 Strmec
Tel./Fax +385(0)1 33 85 775
E-mail sasa.hanic@
sortimo-oprema.hr

Latvia

SIA „TECHVITAS“
38 Daugavas Str., Marupe,
Marupes nov.
LV - 2167, Riga
Tel. +371 27 530 003
E-mail info@techvitas.lv
techvitas.lv

Lithuania

Hardman
Veiveriu Str. 61A
LT - 46360, Kaunas
Tel. +370 69904786
E-mail info@hardmantuning.com
hardman.lt

Techvitas

Dubysos str. 66A
LT-94107, Klaipeda
Tel. +370 46355494
E-mail info@techvitas.lt
techvitas.lt

Luxembourg

Sortimo Belux bvba
Schaarbeecklei 491
B - 1800 Vilvoorde
Tel. +32 2 3550370
Fax +32 2 3550371
E-mail info@sortimo.be
mySortimo.be

Malaysia

Boxology SDN. BHD.
42 Jalan PP5/16
Taman Putra Prima, Selangor
47130 Puchong
Tel. +60 3 27123184
E-mail info@boxology.com.my
boxology.com.my

Moldova

DiazTech
Str. Arborilor, 5/4
MD - 2025, Chi in u
Tel. + (373) 69 621 228
E-mail dorin.turcanu@diaztech.md
diaztech.md

Netherlands

Sortimo Nederland B.V.
Grote Esch 902
NL - 2841 MJ Moordrecht
Tel. +31 182 356060
E-mail klantenservice@sortimo.nl
mySortimo.nl

Norway

Sortimo AS
Ulvvenveien 92 A
N - 0581 Oslo
Tel. +47 22 729270
Fax +47 22 729272
E-mail firmapost@sortimo.no
mySortimo.no

Austria

Sortimo GesmbH
Technologiezentrum Linz
Wiener Straße 131
Eingang A, 2. Stock
A - 4020 Linz
Tel. +43 810 081045
Fax +43 810 081046
E-mail office@sortimo.at
mySortimo.at

Poland

MobilCar sp.z o.o. sp.k.
Dobrze 26
PL - 56-410 Dobroszyce
Tel. +48 71 3153532
Fax +48 71 3153519
E-mail sortimo@mobilcar.pl
mobilcar.pl

Portugal

Sortimo Ibérica
Ctra. M-106 km. 2
P.I. Garza 2 Nave 29
ES - 28110 Algete (Madrid)
Tel. +34 902448899
Fax +34 916289100
E-mail sortimo@sortimo.es
mySortimo.es

Romania

S.C. Total Idea SRL
Str. Comisani nr. 18
Sector 4
RO - 042168 Bucuresti
Tel. +4 0742 368 479
E-mail george.anghelus@totalidea.ro
auto-scule.ro

Russia

Forward Service
Ochakovskoe sh. 32
RU - 119530 Moscow
Tel. +7 495 2294476
E-mail info@sortimo.ru
sortimo.ru

Sweden

Sortimo AB
Argongatan 9
SE - 431 53 Mölndal
Tel. +46 31 761 45 20
E-mail info@sortimo.se
mySortimo.se

Switzerland

Walter Rüegg AG
Sortimo Zentrum
Grabenackerstr. 1
CH - 8156 Oberhasli
Tel. +41 44 8525060
Fax +41 44 8525070
E-mail info@sortimo.ch
sortimo.ch

Serbia

Sorti oprema d.o.o.
Krajska 21
SRB - 11080 Zemun
Tel. +381 11 3076750
E-mail sortimo@giulicca.com
sortimo.rs

Slovakia

TECHNIA, spol. s.r.o.
Komár anská cesta 72
SK - 940 01 Nové Zámky
Tel. +421 35 6921111
Fax +421 35 6426443
E-mail technia@technia.sk
sortimo.sk

Slovenia

Sortimosi d.o.o.
Gerbiceva 57
SLO - 1000 Ljubljana
Tel. +386 1 280 88 08
Fax +386 1 280 88 10
E-mail sortimo@sortimo.si
sortimo.si

Spain

Sortimo Ibérica
Ctra. M-106 km. 2
P.I. Garza 2 Nave 29
ES - 28110 Algete (Madrid)
Tel. +34 902448899
Fax +34 916289100
E-mail sortimo@sortimo.es
mySortimo.es

South Korea

Rocky Co. Ltd.
4 BL-4 LT Namdong
Industrial Complex
618-3 Namchon Dong
Nandong-Gu
KR - 405-846 Incheon
Tel. +82 32 811 5500
Fax +82 32 813 6670
E-mail galantvr4@naver.com
rocky.co.kr

Czech Republic

TOP CENTRUM CZ s.r.o.
Rohovládova Bělá 91
CZ - 533 43 Rohovládova Bělá
Tel. +420 466 921292
Fax +420 466 921293
E-mail topcentrum@topcentrum.cz
sortimo.cz

FD servis Praha s.r.o.

Kuř 26
CZ - 251 01 Říčany u Prahy
Tel. +420 323 606109
Fax +420 323 606107
E-mail info@fdservispraha.cz
fdservispraha.cz

Turkey

DORSER OTOMOTIV A.S.
T. Özal Cd.119 Sekerpinar
TR - Çayirova Kocaeli
Tel. +90 262 658 1022
Fax +90 262 658 1033
E-mail info@dorser.com
dorser.com

Ukraine

Maison LLC
Teplovozna Str, 18
UA - 02081 Kiev
Tel. +380 44 3653020
Fax +380 44 3653021
E-mail info@maison.com.ua
maison.com.ua

Hungary

SAJGÓ CSABA E.V.
Felszabadulás u.7.
H - 7211 Dalmánd
Tel. +36 30 947 0995
E-mail sortimo.hu@gmail.com
mySortimo.com

Hofmann Garázsipari Kft.

Budaörsi út 11.
H - 2092 Budakeszi
Tel. +36 23 535831
Fax +36 23 535849
E-Mail ballun@t-online.hu
ballun.hu

Pappas Auto Magyarország Kft.

Hunyadi János út. 6.
H - 1117 Budapest
Tel. +36 1 4637400
E-mail info@pappas.hu
pappas.hu

USA

Sortimo of North America, Inc.
3055 Northwoods Cir NW
Peachtree Corners
US - GA 30071
Tel. +1 404 8126994
Fax +1 404 8129940
E-mail info@sortimo.us
mySortimo.us

United Arab Emirates

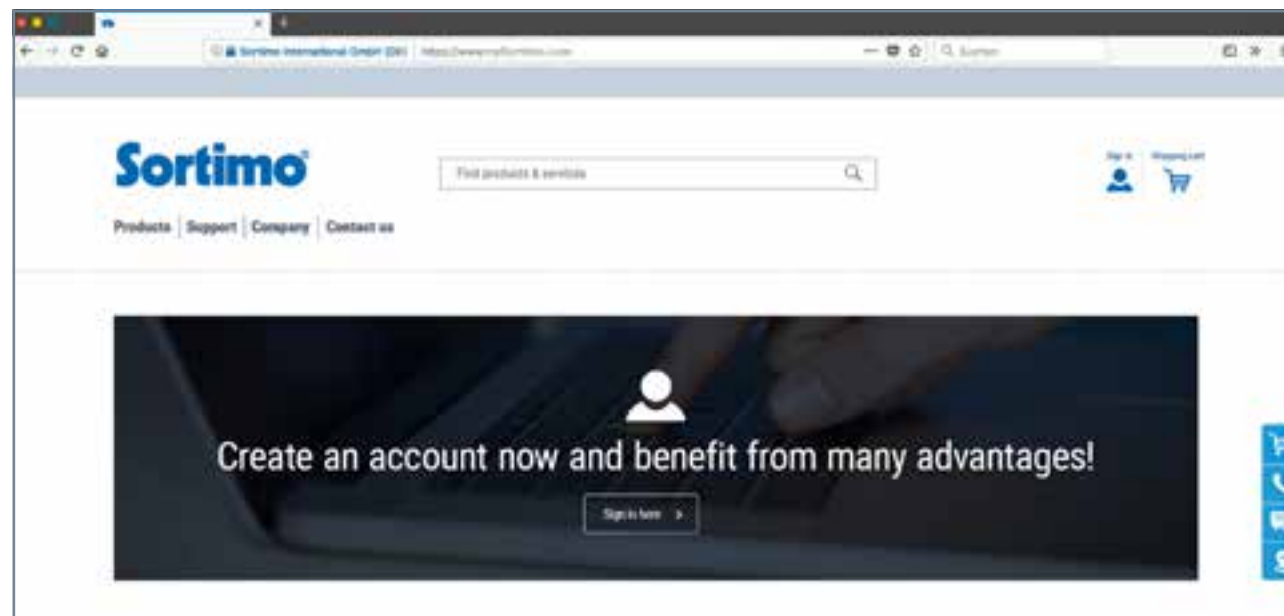
AL Wasl Trading Group
Bldg # 6883, Najda St
Abu Dhabi
United Arab Emirates
Tel. +971 2 641 4441
E-mail alwaslgr@eim.ae
alwaslgroup.ae

Belarus

TechVitasBel
F.Skoriny str. 15B-3
BLR - 220114, Minsk
Tel. +375 (29) 356 63 83
E-mail info@techvitas.by
techvitas.by



Pay us a visit online!



mySortimo.com provides 24-hour access to our entire product range. We offer a wide range of services, information and offers for all your commercial vehicle needs. Use the convenient online ordering and configuration facility and buy exactly what you need online quickly and simply.

Any questions?

Our Sortimo Customer Service Centre will be glad to help you.

You can contact us free of charge from Germany at:

Tel: 0800 7678466
 Fax: 0800 7678499
 E-mail: info@sortimo.com
mySortimo.com/contact



mySortimo®

Legal notice

Responsible for the content
 Sortimo International GmbH

HRB 10424
 VAT ID DE127499573

Dreilindenstraße 5
 86441 Zusmarshausen
 Germany

Phone: +49 8291 850-0
 Fax: +49 8291 850-250
 E-mail: info@sortimo.com

Management Board
 Reinhold Braun
 Klaus Emler

Note

The content and layout of this catalogue are protected by copyright. The reproduction of information or data, especially the use of texts, parts of texts or pictures, requires the prior consent of Sortimo International GmbH or Sortimo Speedwave GmbH, unless explicitly marked otherwise.

General Terms and Conditions

Our General Terms and Conditions apply:
mySortimo.com/terms-conditions